

**MidAtlantic Fiber Association  
FINAL GRANT REPORT  
Third Star Fibre Artists Guild**

**Project Name:** Fiber Arts Weekend

**Amount Funded from MAFA:** \$500.00

**Description of project goals and/or objectives**

In 2016, the Third Star Fibre Artist Guild celebrated our 40th anniversary. Part of the celebration included hosting a fiber arts weekend. The goals of the weekend were to:

- increase the weaving or spinning skills of participants.
- increase the public's awareness of the fiber arts.
- celebrate the anniversary of the guild.

We had two well-know instructors teach the workshops - one for spinning and one for weaving. Beth Smith was the spinning instructor and Karen Donde was the weaving instructor. Third Star Fibre Artist Guild members, members from other guilds, and the general public were invited to attend the workshops.

Saturday evening, we had anniversary celebration which included a dinner and an open house for the public. During the open house, we made marbleized scarves with Ebru Richsilk Designs. Guild members displayed and sold their creations. We also had a PowerPoint presentation continuously running with photos from the last 40 years of guild activities.

**Project location**

Originally we had planned to offer the event at Appel Farm Arts & Music Center outside of Elmer, NJ which would have had overnight facilities for participants. Because we did not receive the requested funds from MAFA, we changed the location to the Ware Agriculture Building outside of Woodstown. The building had just enough meeting room space to house the event and there was no cost to use the facility.

**Promotion Plan**

-The promotional brochure with registration materials was developed and mailed to current Third Star Fibre Artists Guild members in early June. In early July, it was mailed to past Third Star members and emailed to other MAFA guilds through the MAFA rep list serv. The Fall Fiber Weekend brochure is attached.

-An event page was set-up on Facebook for both the weekend and a separate page for the Open House. Guild members shared links to these event pages.

-The Open House information was also shared with a listserv for the Arts in Bloom artists (who participate in a weekend open house in May) and through an extensive listserv of the Salem County Art League.

-Third Star guild members shared the Open House flyer at events where we demonstrated including Arts in Bloom weekend in May, Day at the Farm at the Pennsville Historical Society in June, and the Salem County Fair in August. The Open House flyer is attached.

-Articles were written for local newspapers for publication in August for the weekend and October for the Open House. Here are links to the on-line versions of the articles.

[http://www.nj.com/south-jersey-towns/index.ssf/2016/10/third\\_star\\_fibre\\_artists\\_guild.html](http://www.nj.com/south-jersey-towns/index.ssf/2016/10/third_star_fibre_artists_guild.html)

<http://newtownpress.com/index.php/2016/09/hats-off-to-the-third-star-fibre-artists-guilds-40th-anniversary/>



Front of Workshop Brochure




Open House Flyer

## Number of people impacted

We had 20 people participate in the two workshops. Twelve of the participants were from the Third Star Fibre Artists guild and eight came from other guilds. We had participants from the South Jersey Guild of Spinners and Handweavers, Harmony Weaver's Guild, and the Weaver's Guild of Greater Baltimore. We had 26 people come for our anniversary dinner. This included some guild members who participated in the workshop and past and current members who came just for the dinner. For the Open House we had around 30 people attend and approximately 30 scarves were made that evening.



Spinning Class



Weaving Class



## Evaluation Plan

We asked workshop participants to rate their workshop experience. Participants received a link to an on-line survey right after the event. The survey included post-retrospective questions to determine their knowledge gained from the workshops. Accommodations were made for two participants who do not have emails. 16 of the 20 participants completed the survey. The results are below.

**How did you hear about the Fall Fiber Weekend? (Check one.)**

<b>Answer Options</b>	<b>Response Percent</b>
I received the information as a member of the Third Star Fibre Artists guild.	56.3%
The Fall Fiber Weekend information was forwarded to me through my guild (other than Third Star).	31.3%
I received the brochure at Arts in Bloom.	0.0%
I received the brochure at Gallery 50.	0.0%
I received the brochure at the Salem County Fair.	0.0%
I read about the weekend on Facebook.	0.0%
I read about the weekend in the newspaper.	0.0%
Other (please specify) -From a friend -Someone from my guild emailed me	12.5%

**Please rate the following: (Excellent = 4, Poor = 1)**

<b>Answer Options</b>	<b>Rating Average</b>
Registration process	3.82
Communication after registration and prior to event	3.59
Day of event registration	3.71
Ease of finding facility	3.67
Facility appropriateness for workshops	3.88
Meals (continental breakfast & lunches)	3.88
Anniversary dinner	3.75
Guild display	3.88
Marbleized scarf making	3.88

**Comments:**

- I had never made a scarf before & can't wait to make another one...or 2 :)
- The event was awesome. Learned a lot, met new friends and had a lot of fun.
- Beautiful facility. Great people, great food, great class.
- Beth Smith's class was excellent

**Rate your understanding of the following BEFORE and AFTER attending the Fall Fiber Weekend.**  
(Excellent = 4, Poor = 1) n=3

<b>Answer Options - WEAVING WORKSHOP</b>	<b>Rating Average BEFORE</b>	<b>Rating Average AFTER</b>
Twill weaving	2.50	4.00
Color-and-weave effects.	2.00	4.00
A round robin workshop experience	2.50	3.67

**Rate your understanding of the following BEFORE and AFTER attending the Fall Fiber Weekend.**  
(Excellent = 4, Poor = 1) n=13

<b>Answer Options - SPINNING WORKSHOP</b>	<b>Rating Average BEFORE</b>	<b>Rating Average AFTER</b>
Types of sheep breeds.	2.00	3.00
The history of sheep breeds.	1.54	2.46
Processing methods for wool from various sheep breeds.	1.69	3.08
Spinning methods for wool from various sheep breeds.	1.69	3.23
How to prepare wool for woolen and worsted yarns.	1.77	3.15
Drafting methods for spinning woolen and worsted yarns.	1.69	3.23
Techniques for spinning consistent yarns.	1.62	3.23



**Comments:**

-I had maybe 20 hours behind a wheel before this workshop; Beth Smith ROCKS...she's a knowledgeable, patient & funny teacher :)

**Please rate the instructor.** (Excellent = 5, Poor = 1)

Answer Options	Rating Average KAREN DONDE n=3	Rating Average BETH SMITH n=13
Ability to present information clearly.	5.00	4.85
Appropriateness of handouts/support materials for class.	5.00	4.62
Cost of materials fee relative to materials received.	4.67	4.62
Overall rating.	4.50	4.85

**Please give an overall rating for the Fall Fiber Weekend.** (Excellent = 5, Poor = 1)

Excellent	Very Good	Good	Fair	Poor	Rating Average
15	1	0	0	0	4.94

**Comments:**

-Thank you for all your hard work

-lots of excellent, clear information and lots of great people willing to share and LAUGH! Beth helped with that, too. Had a blast.

-For me it was mostly new information. Many terms and descriptions I heard for the first time. It was a lot for me to absorb two days in a row, my brain is not as new as it used to be. Also there was a lot of distraction from some of the other participants, talking, laughing and socializing. They were more advanced spinners and even a few had taken this class before with Beth Smith. I learned a lot, just wish I could have taken more notes, I guess I will buy her book, and will take her class again, next time she comes around.

-Well-organized and well-run overall with excellent instructors. Loved the Guild show (and regret not registering for Sat. evening as it sounded like fun and the results--wow!) Special kudos to all the guild members who reached out to outsiders like me and made the weekend a really fun and relaxing event--on top of learning a great deal.

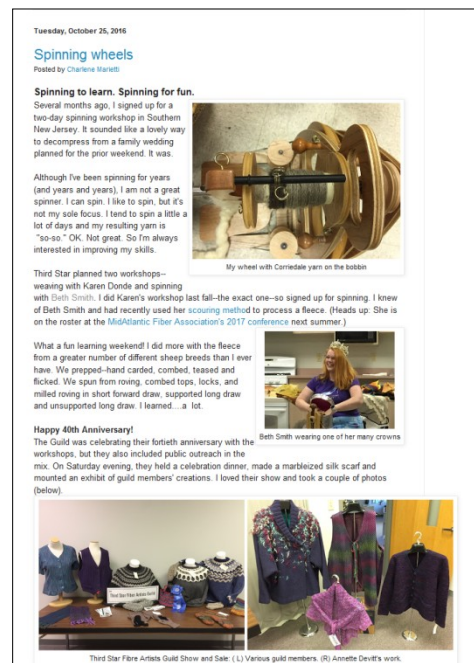
-Can't wait til next year! :)

-It was really such a well-run, well-organized event. I can't speak highly enough about it. I had a wonderful time and learned so very much. Thank you!

-Thanks for inviting folks from DE

Additionally, after the weekend, one of the participants included a great review of the weekend on her blog. Here's a link to the blog <http://www.filamenti.net/> and go to her Tuesday, October 25, 2016 post.

Another outcome of the event was the increase in guild membership. We now have 6 new guild members as a result of the weekend.




Blog Post

**Budget****Proposed** \$7,250.00 **Actual** \$4,335.12**FALL FIBER WEEKEND FINAL FINANCIAL REPORT**

	<b>Proposed</b>	<b>Actual</b>
<b>EXPENSES</b>		
Speakers	-4000.00	-3355.19
Facility	-3000.00	0.00
Printing Costs	-150.00	-30.98
Postage	-100.00	-53.30
Workshop lunches/continental breakfast		-450.65
Dinner		-445.00
<b>Total Expenses</b>	<b>-\$7,250.00</b>	<b>-\$4,335.12</b>
<b>INCOME</b>		
Participant Fees	5750.00	3010.00
Dinner		520.00
Guild contribution (Included income from selling handmade hats at various events.)		305.12
MAFA Grant	1500.00	500.00
<b>Total Income</b>	<b>\$7,250.00</b>	<b>\$4,335.12</b>
<b>BALANCE</b>	<b>\$ 0.00</b>	<b>(\$ 0.00)</b>

**Advice for other project directors**

Using the MAFA guild rep list serv worked well for promoting the event with other guilds. It also worked well having a couple members who were not taking workshops there both days. They ended up setting up the guild display and coordinated the continental breakfast and worked with the caterer to set-up the food for lunches and the anniversary dinner.



Guild Display



Guild Display



Power Point of guild history



Marbleized scarf making