

**MidAtlantic Fiber Association**

# **MAFA** **Conference 2021**

## **Towel Exchange**



[mafafiber.org/samples-and-exchanges/](http://mafafiber.org/samples-and-exchanges/)

## Welcome to a new kind of weaving book!

The volunteers of the MidAtlantic Fiber Association crafted this book with our fellow weavers in mind.

The table of contents allows you to navigate by weaver as well as page number. You can zoom in as much as you like to see the details of the drafts. Click MAFA Title or a draft, and go to that towel's page on MAFA's website. There, you can download related files, including: additional notes, a "zoomable" PDF draft and—best of all for technologically-minded weavers—a WIF file. Enjoy!

## Table of Contents

# of Shafts	Weaver	MAFA Title	Page #
<b>Two Shafts</b>			
2	Mary Hardy	MAFA2021-020	<b>3–4</b>
<b>Four Shafts</b>			
4	Pat Capogrossi	MAFA2021-006	<b>5–6</b>
4	Patty Chrisman	MAFA2021-009	<b>7–8</b>
4	Nancy D'Angelo	MAFA2021-055	<b>9–10</b>
4	Melissa Weaver Dunning	MAFA2021-011	<b>11–12</b>
4	Elisa Mui Eiger	MAFA2021-012	<b>13–14</b>
4	Jennifer Fournier	MAFA2021-014	<b>15–16</b>
4	Patty Franz	MAFA2021-015	<b>17–18</b>
4	Nancy Garden	MAFA2021-017	<b>19–20</b>
4	Debbie Hadfield	MAFA2021-019	<b>21–22</b>
4	Maggie Jackovitz	MAFA2021-024	<b>23–24</b>
4	Denise W. Kash	MAFA2021-028	<b>25–26</b>
4	Judy Klehm	MAFA2021-029	<b>27–28</b>
4	Janet Lee	MAFA2021-030	<b>29–30</b>
4	Jan Lodge	MAFA2021-032	<b>31–32</b>
4	Tina Mickley	MAFA2021-037	<b>33–34</b>
4	Carol Ann Miller	MAFA2021-038	<b>35–36</b>
4	Diane Myers	MAFA2021-039	<b>37–38</b>
4	Carolyn Ohle	MAFA2021-040	<b>39–40</b>
4	Beth Palmer	MAFA2021-041	<b>41–42</b>
4	Jeanne Ralston	MAFA2021-044	<b>43–44</b>
4	Anne Salembier	MAFA2021-046	<b>45–46</b>
4	Fran Slaterbeck	MAFA2021-048	<b>47–48</b>
4	Christine Wilkinson	MAFA2021-053	<b>49–50</b>

# of Shafts	Weaver	MAFA Title	Page #
<b>Eight Shafts</b>			
8	Chris Asmann	MAFA2021-001	<b>51–52</b>
8	Monica Barry	MAFA2021-002	<b>53–54</b>
8	Pat Bitting	MAFA2021-003	<b>55–56</b>
8	Aileen Campbell	MAFA2021-004	<b>57–58</b>
8	Gail Caron	MAFA2021-007	<b>59–60</b>
8	Colleen M Casey	MAFA2021-008	<b>61–62</b>
8	Barbara Diefenderfer	MAFA2021-010	<b>63–64</b>
8	Nancy Everham	MAFA2021-013	<b>65–66</b>
8	Candace Funston	MAFA2021-016	<b>67–68</b>
8	Linda George	MAFA2021-018	<b>69–70</b>
8	Joan Horwich	MAFA2021-021	<b>71–72</b>
8	Maria Hughes	MAFA2021-022	<b>73–74</b>
8	Linda Ihle	MAFA2021-023	<b>75–76</b>
8	Cyndi Jara-Almonte	MAFA2021-025	<b>77–78</b>
8	Pat Jeski	MAFA2021-026	<b>79–80</b>
8	Kristina Karpinski	MAFA2021-027	<b>81–82</b>
8	Stephanie Lyon	MAFA2021-034	<b>83–84</b>
8	Karen Mason	MAFA2021-035	<b>85–86</b>
8	Kim McManus	MAFA2021-036	<b>87–88</b>
8	Gail Pilgrim	MAFA2021-043	<b>89–90</b>
8	Cindy Solomon	MAFA2021-049	<b>91–92</b>
8	Sandra Talarico	MAFA2021-050	<b>93–94</b>
8	Sumiko M. Tray	MAFA2021-051	<b>95–96</b>
8	Ellen Turner	MAFA2021-052	<b>97–98</b>
8	Carol Wood	MAFA2021-054	<b>99–100</b>
<b>Ten Shafts</b>			
10	Amy Parker	MAFA2021-042	<b>101–102</b>
<b>Twelve Shafts</b>			
12	Margaret Campbell	MAFA2021-005	<b>103–104</b>
12	Meg Lundsager	MAFA2021-033	<b>105–106</b>
<b>Sixteen Shafts</b>			
16	Carole Leroux	MAFA2021-031	<b>107–108</b>
16	Nancy Shiffrin	MAFA2021-047	<b>109–110</b>
<b>Twenty Four Shafts</b>			
24	Elyse Rogers	MAFA2021-045	<b>111–112</b>
<b>Acknowledgements</b>			<b>113</b>

## MAFA2021-020

## Mary Hardy

**GUILD:** *Fredericksburg Spinners and Weavers Guild*

**COMMON WEAVE:** Plain weave

**SOURCE:** Traditional design, inspired by Jane Stafford Textiles Online Guild

**YARN:** 5/2 cotton boucle

**SHAFTS:** 2

**EPI:** 12

This draft is a color and graphic exploration as part of the Jane Stafford Textiles Online Guild. This was created though her design influence. Consider using your interpretation of Fibonacci numbers. One thing that has become clear as I have worked with Jane Stafford is that we must not be hesitant to weave plain weave. Make what you weave creative with color and design and embrace it!

**TECHNICAL INFORMATION ON THE LOOM:**

- 12 epi
- 262 ends
- 6 dent reed
- Warp length: 7.5 yards/8 towels
- Width on loom: 22" Length on loom: 30"
- Finished towel approximately 18 x 26"

Yarn purchased from Jane Stafford Textiles in the following colors:

- Limette
- Pale Limette
- Peacock
- Turquoise
- Royal


Sold in ½ pound cones with 1150 yds/cone.



**MAFA**  
Conference  
2021





MAFA2021-020 • Mary Hardy, *continued*


06/23/21



MAFA2021-006

## Pat Capogrossi

GUILD: *Weavers Guild of Greater Baltimore*

COMMON WEAVE: Twill

SOURCE: Original Design


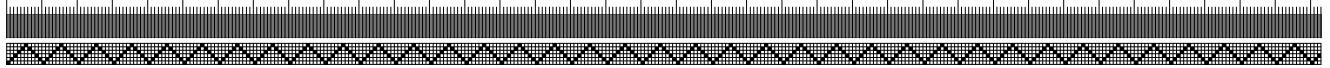
YARN: 10/2 cotton

SHAFTS: 4

EPI: 24

Name draft created in Fiberworks. Name for threading is: *PatCapogrossi*. 487 ends. 2 inches of plain weave at each end. Machine washed and dried. Yarns are Lunatic Fringe perle cotton.





06/23/21

MAFA2021-009

## Patty Chrisman

GUILD: *Essex County Spinners | Frances Irwin Handweavers | New York Guild of Handweavers | North Country Spinners*

COMMON WEAVE: Overshot

SOURCE: *Heddlecraft*, Vol. 5, Issue 4, J/A 2020), p. 10

YARN: 8/2 cotton

SHAFTS: 4

EPI: 20

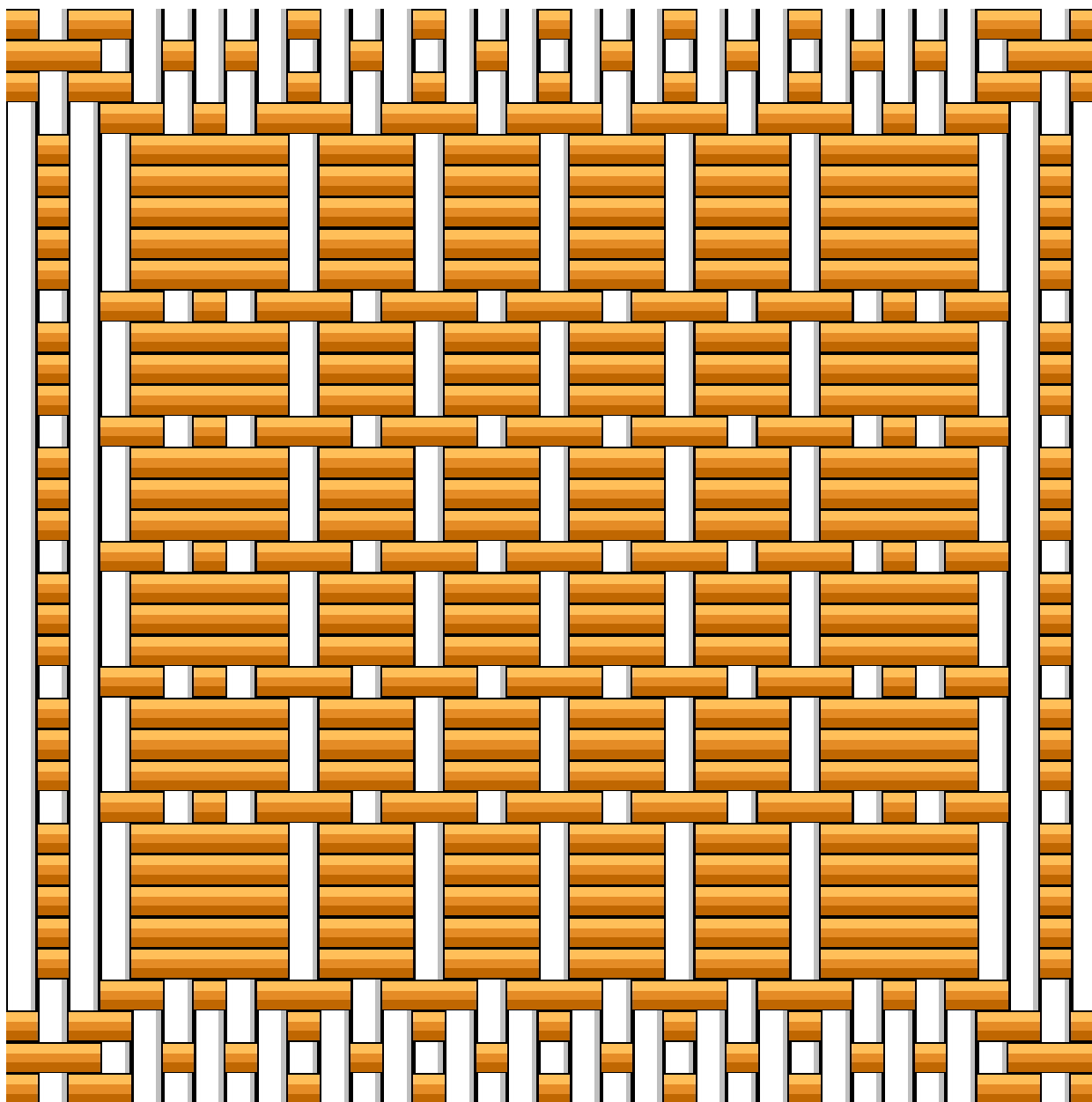
This draft is from a terrific issue of *Heddlecraft* titled "Wicked Good Weaving—Squares and Grids." This particular draft, in what Robyn Spady terms "x" style, was a lot of fun to weave. I was really drawn to the "X" motif between the tables. Please note that my submitted draft corrects a threading/treadling error in the published draft.





[illegible]

4	4		
3			3
		2	2
	1	1	



			4
		3	
			4
1			
	2		
	2		
	2		
	2		
	2		
1			
	2		
	2		
	2		
1			
	2		
	2		
	2		
1			
	2		
	2		
	2		
1			
	2		
	2		
	2		
1			
	2		
	2		
	2		
1			
	2		
	2		
	2		
1			
			4
		3	
			4

MAFA2021-055

## Nancy D'Angelo

GUILD: *Paumanok Weavers Guild*

COMMON WEAVE: Shadow weave

SOURCE: Original Design

YARN: 8/2 cotton

SHAFTS: 4

EPI: 20

Name draft created from the title *Bellwether*, a book by Connie Willis.


Because the warp threads alternated in color every two threads, it was easier to see any errors in the blocks as the weaving progressed.

I only had a 15 dent reed with this loom that I borrowed for the pandemic, and would have preferred a 10 dent reed.

There were 360 ends in the warp, six repeats of 60 threads each with the addition of a floating selvage at each edge; hemming was done by hand. The hem was woven for 24 shots with Guttermann cotton sewing thread to reduce bulk.

The towel was washed on a regular cycle in a mesh bag and dried on the *cotton* heat setting in the dryer.







MAFA2021-011

## Melissa Weaver Dunning

GUILD: *Waterford Weavers*

COMMON WEAVE: Monk's Belt

SOURCE: *The Treasure Chest of Swedish Weaving* by Ingerlise Skjoldebrand


YARN: 8/2 cotton

SHAFTS: 4

EPI: 24

I am delighted by the possibilities of such a simple weave as Monks Belt!





## MAFA2021-012

## Elisa Mui Eiger

**GUILD:** *Central Virginia  
Fiberarts Guild | Essex County  
Spinners | Jockey Hollow  
Weavers Guild | New York  
Guild of Handweavers*

**COMMON WEAVE:** Twill

**SOURCE:** Original Design

**YARN:** 5/2 cotton, metallic

**SHAFTS:** 4

**EPI:** 20

Traditional twill threadings like the Ms & Ws I used lend themselves to treadling variations. This towel includes straight, point, as-drawn-in, and several variations I “unvented” while playing around with Fiberworks. In the MAFA Samples Database, there is a second .wif file showing all the treadlings I

considered when designing this towel. (Remember to add tabby if you used the overshot treadling at the end.) Of course, you can also create treadling variations at the loom by alternating odd and even treadles as the spirit moves you, or by applying concepts from structures such as overshot. I hope that this towel inspires you to create something that is uniquely yours. I’m also using this warp to weave my swatches for Jockey Hollow Weavers’ annual exchange; this year’s theme is “Red,” for the guild’s 40th (ruby) anniversary. (2021 is also the ruby anniversary of the first MAFA conference; JHW’s founders were inspired to create a guild in their area after attending the conference.) And, being a lazy weaver, I’m also using this warp to weave additional squares for Violet Protest, a public art project created by Ann Morton. ([www.violetprotest.com/about](http://www.violetprotest.com/about))

**SETT:** 20 epi (2/dent in 10-dent reed)

**ENDS:** (22 ends/repeat \* 16 repeats) + 11 (M to balance) + 24 (border) = 387

**WIDTH IN REED:** 19.65"

**HEM:** ½" turned hem → 1.5". Wove in a scrap piece of 5/2 to mark the folds; pulled this yarn right before pressing the hem just prior to machine-sewing.

**BORDER:** 12 picks, about ½"

**EDGE PATTERN :** 3.5"

**BAND PATTERN:** ~ 2" (49 picks)



**BODY PATTERN:** 12.5"

4 picks of plainweave metallic to separate patterns

Mirror second half (which I did not do as precisely as I had intended.) Used a weighted floating selvage. Draw-in was greater than expected; used a temple. Shrinkage after machine washing and drying was 10% widthwise and negligible lengthwise (which makes me suspect I mis-measured when it was on the loom; I would have expected 10-15%).







MAFA2021-014

## Jennifer Fournier

GUILD: *Associate Member*

COMMON WEAVE: Huck|Huckaback

SOURCE: Schacht

website: [www.schachtspindle.com/weaving-to-woo-week-friendship-towels/](http://www.schachtspindle.com/weaving-to-woo-week-friendship-towels/)

YARN: 8/2 cotton

SHAFTS: 4

EPI: 20

This is a popular draft for kitchen towels with good reason. It is a fun weave and produces a good looking towel. I hope you enjoy using it as much as I enjoyed weaving it.

The Schacht website describes the "Friendship Towels" pattern: "This is a project originally designed by Mary Ann Geers which we published in the May/June 1985 issue of *Handwoven* magazine when I was editor. I loved it so much that I included it in *A Handwoven Treasury*, a collection of articles and projects from the first 10 years of *Handwoven* magazine. The threading is huck-a-back blocks from Marguerite Davison's *A Handweaver's Pattern Book*."



Figure 1 shows a 10x10 grid of blue squares. Each square contains a white horizontal and vertical line that intersect at the center, creating a woven or mesh-like pattern. The grid is labeled with 'N' and '1' at the top and bottom edges, indicating the sequence of the grid.

The image displays a large grid of 1000 cells, each containing a blue and white woven pattern. The patterns are arranged in a regular grid, with each cell representing a single data point in a binary sequence. The patterns are composed of horizontal and vertical lines, creating a woven effect. The colors used are blue and white. The grid is organized into 10 rows and 100 columns. The patterns are arranged in a regular grid, with each cell representing a single data point in a binary sequence. The patterns are composed of horizontal and vertical lines, creating a woven effect. The colors used are blue and white. The grid is organized into 10 rows and 100 columns.

A large grid of 1000 small squares, each containing a number from 1 to 4, arranged in a complex, repeating pattern. The numbers are distributed across the grid in a way that suggests a random or pseudo-random sequence.



MAFA2021-015

## Patty Franz

**GUILD:** *Richmond Weavers Guild*

**COMMON WEAVE:** Huck|Huckaback

**SOURCE:** *Weaver's*, Issue 10, 1990, "Stuck on Huck" and "Linen Dishtowels" by Lynn Tedder, pp. 14-19

**YARN: WARP:** 11/2 cottolin

**WEFT:** 11/2 cottolin, 8/2 cotton, 22/2 cottolin (hem)

**SHAFTS:** 4

**EPI:** 28


I was inspired when Judith, a member of our guild, wove this for our April 2021 newsletter sample.

This was fun. I put on five yards of warp, total of 562 ends (used floating selvages). I had a 20 inch width and wove 32 inches in length. I threaded one inch plainweave on each side and wove two inches of plainweave at the bottom. I wove the ½ inch hem in finer cottolin so that it would have less bulk. The weave is a standard huck lace and is very versatile. Lots of different treadling patterns.

My stripes are based on Fibonacci numbers. I started with one repeat in cottolin, then a blue stripe of one repeat, then one beige repeat again, then a blue stripe, then two beige repeats, blue stripe and lastly three cottolin repeats and a blue stripe. The beige cottolin stripes are following the Fibonacci sequence of adding the last two numbers together - 1,1,2,3. The next number would be 5. I use this sequence often.

Judith has taught me a lot over the last few years and it seems appropriate to share her weaving pattern with others. If you want to see what Judith wove and other weaving that the Richmond Weaving Guild has shared, go here: [www.flickr.com/photos/128696390@N07](https://www.flickr.com/photos/128696390@N07).





MAFA2021-017

## Nancy Garden

GUILD: *Associate Member*

COMMON WEAVE: Twill

SOURCE: Davison, *A Handweaver's Pattern Book*, "Twill Blocks No. 2," page 31

YARN: 8/2 cotton

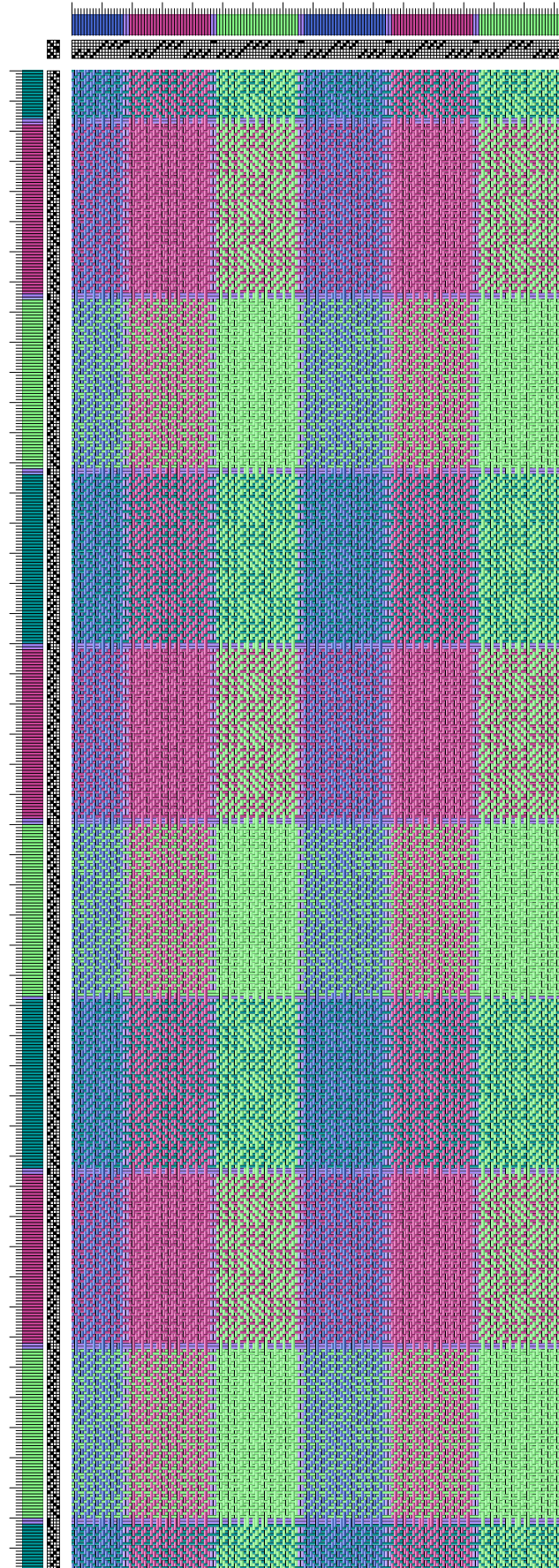
SHAFTS: 4

EPI: 24

The treadling was adjusted to allow squared blocks, with 8/2 Brassard cotton used for warp and weft. After being washed, the texture is nubby and more pronounced. The weaving width in the reed was 20.75". I like the look and enjoy the process of hemming by hand. Changing weft colors gives so many different variations and shades and made it a fun project to weave.





MAFA2021-017 • Nancy Garden, *continued*


MAFA2021-019

## Debbie Hadfield

GUILD: *Three Rivers Fiber Focus | Washington Spinners and Weaver's Guild*

COMMON WEAVE: Twill

SOURCE: Original Design

YARN: 8/2 cotton

cotton boucle accents

SHAFTS: 4

EPI: 20


The loom was warped for a total of four towels.

A total of 434 ends at 20 epi for the warp and 20 ppi for the weft.

Allowance of two inches at the top and bottom of each towel.

Using Fibonacci as my theme in color and design. The red and yellow thread is of a boucle type.







MAFA2021-024

## Maggie Jackovitz

GUILD: *Weavers Guild of Greater Baltimore*

COMMON WEAVE: Rosepath/Swedish rosengång

SOURCE: *Weaver's Craft*, A/M 2000, Vol. 1, No. 2, "Green Towel," p. 9

YARN: 10/2 cotton

SHAFTS: 4

EPI: 24

This was fun and fast to weave.

24 epi

24 ppi

576 ends and 2 floating selvages


I simplified the treadling for a less busy effect.

BEFORE FINISHING: 26" long x 22" wide

AFTER FINISHING: 22" long x 20.5" wide

SHRINKAGE: 22% Machine wash cool, normal cycle; 20 minutes heated dryer; pressed



MAFA2021-024 • Maggie Jackovitz, *continued*


MAFA2021-028

## Denise W. Kash

**GUILD:** *Fredericksburg Spinners and Weavers Guild*

**COMMON WEAVE:** Monk's Belt

**SOURCE:** Davison, *A Handweaver's Pattern Book*, "Finnish Monk's Belt," treadling I, p. 107

**YARN: WARP:** 10/2 unmercerized cotton

**WEFT:** 8/2 cotton or  
Conshohocken 'Softball'


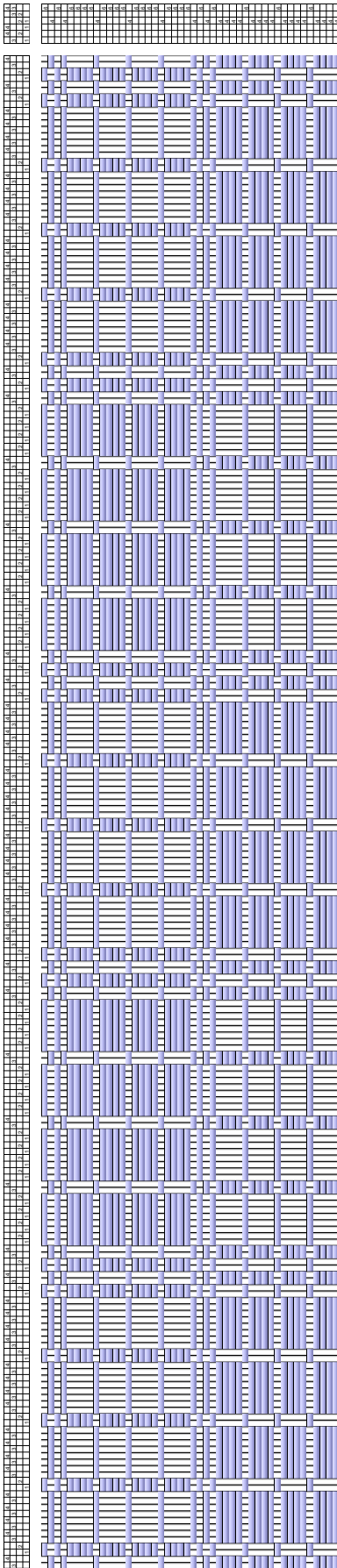
**SHAFTS:** 4

**EPI:** 24

I made 6 towels on this warp. For all the towels except this one, I used 8/2 cotton. On this towel, I used a thicker cotton (Conshohocken 'Softball' cotton, color 088 - cherry). It made the whole towel very fluffy and I loved it.





MAFA2021-028 • Denise W. Kash, *continued*

06/23/21

MAFA2021-029

## Judy Klehm

**GUILD:** *Fredericksburg Spinners and Weavers Guild*

**COMMON WEAVE:** Plain weave

**SOURCE:** Jane Stafford Textiles Online Guild

**YARN:** 8/2 cotton, cottolin

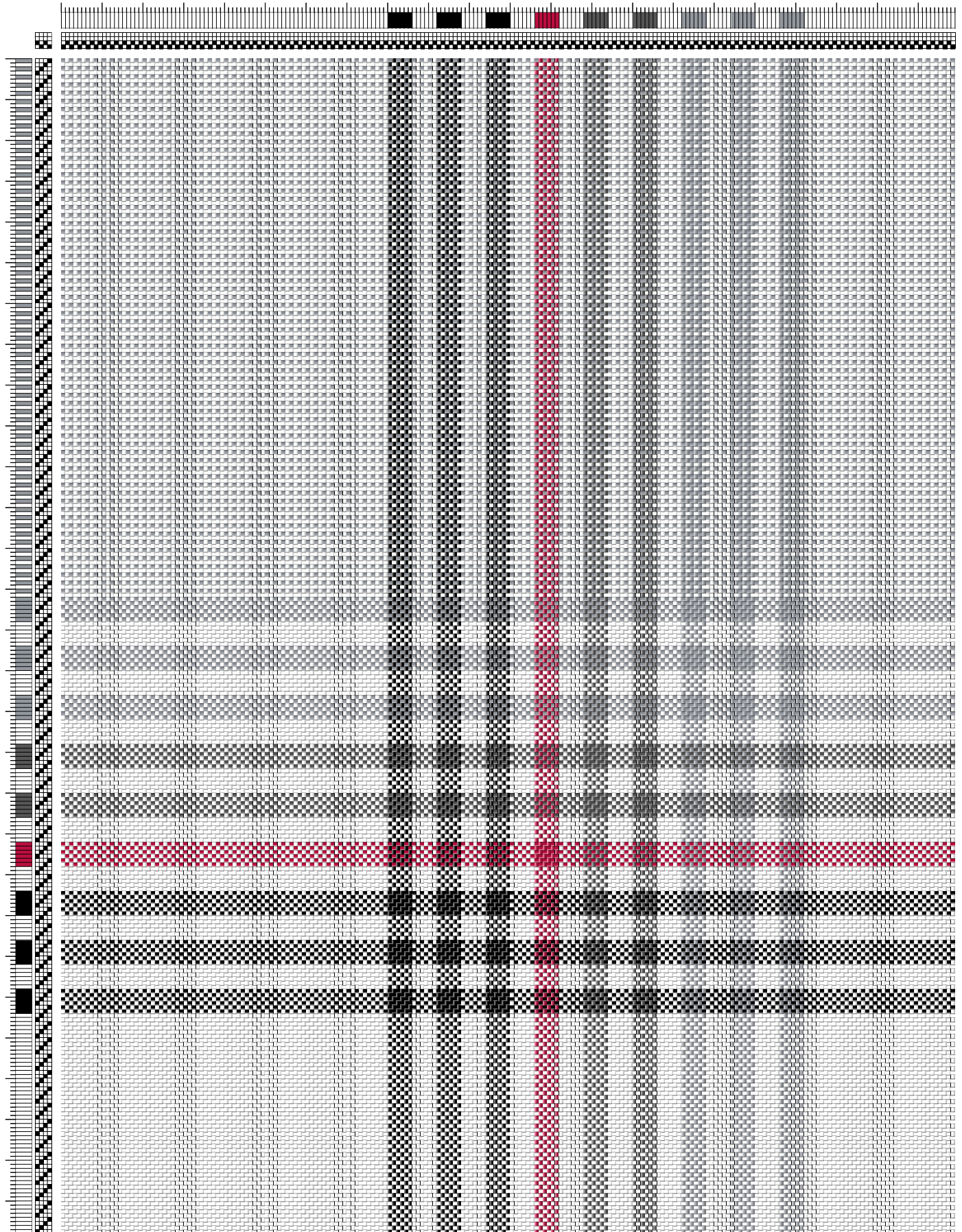
cotton boucle

**SHAFTS:** 4

**EPI:** 12

I varied Jane's original design, but started with her ideas. My fiber is actually cotton boucle and cottolin.





06/23/21



## MAFA2021-030

## Janet Lee

GUILD: *Potomac Fiber Arts Guild | Weavers Guild of Greater Baltimore*

COMMON WEAVE: Plain weave

SOURCE: Original Design

YARN: 8/4 cotton, boucle cotton

SHAFTS: 4

EPI: 12

I just started weaving in August 2020. My fiber friends, who are also weavers, encouraged me to join Jane Stafford's Online Guild. I fell in love with Jane's boucle towel kits and bought two for the colors. However, I wanted to try something I had not seen, towels woven with 8/4 cotton as warp, with the goal being a thick absorbent towel with texture. For added texture, the warp in the center was created by alternating 8/4 cotton warp with a matching boucle yarn. I wanted to see if there would be much difference between the combo 8/4 cotton + cotton boucle versus 8/4 cotton alone.

The towel weft was woven with boucle alone, alternating colors and weaving inches to follow Fibonacci sequences (1, 2, 3, 5, 8, 5, 3, 2, 1). Color progression: aqua, orange, light green, fuchsia, and purple. I wanted the colors to play together in the towel to create visual interest. While I was very reluctant to weave with purple boucle as part of my design, I found this color series one of my favorites. Interestingly, after finishing, there did not seem to be a great textural difference between the areas woven with the 8/4 cotton + boucle combo or in the 8/4 cotton warp alone.


The hems were woven with 16/2 cotton and hand stitched. I hope you will enjoy this towel as much as I enjoyed weaving it!

WARP: 12 epi 8/4 carpet warp, 266 warp ends total.

SLEY: 20 ends peacock, 6 black, 45 jade, 6 black, 56 each peacock and peacock boucle, 6 black, 45 jade, 6 black, 20 peacock Weft: cotton boucle in aqua, orange, light green, fuchsia, and purple



MAFA2021-030 • Janet Lee, *continued*



## MAFA2021-032

## Jan Lodge

**GUILD:** *Tavern Spinners and Weavers Guild*

**COMMON WEAVE:** Twill

**SOURCE:** Traditional Design


**YARN:** 8/2 cotton

**SHAFTS:** 4


**EPI:** 20

This is the oldest, simplest, and most traditional Scottish tartan. It is variously known as Shepherd's Check, Houndstooth, or Northumberland (Northumbria) tartan, as that is the area where it originated. I can just imagine those early medieval weavers deciding to add a little variety to their monotonous weaving experience by alternating the wool of black and light sheep. I chose this pattern because Northumberland County (Virginia) is the county where our Guild is located. I first became fascinated with tartans and their history when I took Melissa Weaver Dunning's Tartan class at MAFA 2019!

You can add any variation of trim detail that you'd like; I used a simple 1 inch all-white stripe about 4 inches from the bottom.







MAFA2021-037

## Tina Mickley

GUILD: *Central PA Guild of Handweavers | Lancaster Spinners and Weavers*

COMMON WEAVE: Plaid | Tartan

SOURCE: Original Design


YARN: 6/2 cotton

SHAFTS: 4

EPI: 18

I was influenced by the piece Vävstuga had for Bockens Egyptian 8/2 cotton on their website ([store.vavstuga.com/product/yarn-bock-cot-8-2-dyed.html](https://store.vavstuga.com/product/yarn-bock-cot-8-2-dyed.html)). Their current piece is actually a little different, as the one that influenced me had some red accent yarns in warp and weft. I liked the combination of yellow and light green, with the red accent.



MAFA2021-037 • Tina Mickley, *continued*



MAFA2021-038

## Carol Ann Miller

GUILD: *Central PA Guild  
of Handweavers*

COMMON WEAVE: Huck|Huckaback

SOURCE: [www.schachtspindle.com/  
weaving-to-woo-week-friendship-  
towels/](http://www.schachtspindle.com/weaving-to-woo-week-friendship-towels/)

YARN: 8/2 ring spun cotton

SHAFTS: 4

EPI: 20

The original draft I found on the Schacht website had 414 ends, so I adjusted to 430 ends to meet the necessary width requirement.

I also used a simplified threading, a draft of which was supplied to me by Judie Eatough. I machine washed the towel in cold water and dried in the dryer on high heat to wet set. The towel was then pressed using a cotton and steam setting on my iron.

I used a 12 yard warp of 8/2 ring spun cotton and used Brassard's 8/2 cotton for weft in the color Vieu Blue.



The towel was machine hemmed.

I love weaving these towels as the pattern is so easy to memorize and you can just weave almost without thought. The easy simplified threading I used makes threading the heddles an easy task.



**MAFA**  
Conference  
2021



MAFA2021-038 • Carol Ann Miller, *continued*


MAFA2021-039

## Diane Myers

GUILD: *Fiber Guild of the Blue Ridge*

COMMON WEAVE: Waffle weave

SOURCE: Traditional Design

YARN: 8/2 cotton



SHAFTS: 4

EPI: 20

Note that the heddle count is significantly greater for harnesses 2 and 3 and minimal for harnesses 1 and 4.





MAFA2021-039 • Diane Myers, *continued*


MAFA2021-040

## Carolyn Ohle

GUILD: *Central Virginia Fiberarts Guild | Handweavers Guild of the New River Valley*

COMMON WEAVE: Herringbone Twill

SOURCE: Traditional Design

YARN: 8/2 cottolin

SHAFTS: 4


EPI: 24

I was introduced to this pattern, “Checked Houndstooth,” in a Scandinavian Towel class taught by Melissa Weaver Dunning. This traditional design can be found in *Simple Weaves* by Birgitta Bengtsson Bjork & Tina Ingell, p. 92.

Warp is wound 36 Periwinkle, 4 Marine, 4 White, 4 M, 4W, 4M, 4W, 4M, 4W, 4M—a total of 72 ends in one repeat, ending with 36 Periwinkle to balance. Add an extra 4 threads for EACH selvage, doubling the first and last four threads. Weft color order is the same.

Materials used were 8/2 Brassard Cottolins in Periwinkle, Marine, and Blanche (White).



MAFA2021-040 • Carolyn Ohle, *continued*



MAFA2021-041

## Beth Palmer

**GUILD:** *Associate Member*

**COMMON WEAVE:** Overshot

**SOURCE:** "Friendship Towels"

**YARN:** 8/2 cotton body, 10/2 cotton hems

**SHAFTS:** 4

**EPI:** 20

Warp is 8/2 cotton dyed by Kathrin Weber of Blazing Shuttles (for wider stripes) and 8/2 Maurice Brassard (for narrower stripes). Weft is 8/2 variegated purchased from Webs many years ago. Hems are 10/2 mercerized cotton from Lunatic Fringe. Lots of colors!

The "Friendship Towels" pattern has been published in lots of places, including [www.interweave.com/wp-content/uploads/Jackson\\_towels\\_FIG2\\_CORRECTED.pdf](http://www.interweave.com/wp-content/uploads/Jackson_towels_FIG2_CORRECTED.pdf) and [www.schachtspindle.com/weaving-to-woo-week-friendship-towels/](http://www.schachtspindle.com/weaving-to-woo-week-friendship-towels/).



1	2	3	4	5	6	7	8	9	10	11	12	13	14	15	16	17	18	19	20	21	22	23	24	25	26	27	28	29	30	31	32	33	34	35	36	37	38	39	40	41	42	43	44	45	46	47	48	49	50	51	52	53	54	55	56	57	58	59	60	61	62	63	64	65	66	67	68	69	70	71	72	73	74	75	76	77	78	79	80	81	82	83	84	85	86	87	88	89	90	91	92	93	94	95	96	97	98	99	100
---	---	---	---	---	---	---	---	---	----	----	----	----	----	----	----	----	----	----	----	----	----	----	----	----	----	----	----	----	----	----	----	----	----	----	----	----	----	----	----	----	----	----	----	----	----	----	----	----	----	----	----	----	----	----	----	----	----	----	----	----	----	----	----	----	----	----	----	----	----	----	----	----	----	----	----	----	----	----	----	----	----	----	----	----	----	----	----	----	----	----	----	----	----	----	----	----	----	----	-----

The image displays a highly detailed, repeating pattern that resembles a woven textile or a complex geometric design. The pattern is composed of numerous small, interlocking shapes that form a continuous, textured surface. The colors are primarily dark blue and white, creating a high-contrast, visually busy effect. The overall appearance is that of a decorative border or a textured background, possibly used in a book cover or a large-scale architectural design. The pattern is uniform and extends across the entire visible area.

The image displays a large grid of 1000 small, square woven fabric samples, arranged in 10 rows and 100 columns. Each sample shows a different weave pattern, color combination, or texture. The patterns range from simple plain weaves to more complex twill and satin weaves. The colors are predominantly blue and white, with some samples featuring subtle variations in shade or texture. The overall effect is a dense, textured wall of fabric samples.

MAFA2021-044

## Jeanne Ralston

GUILD: *Richmond Weavers Guild*

COMMON WEAVE: Overshot

SOURCE: Original Design

YARN: 20/2 cotton tabby

8/2 cotton pattern

SHAFTS: 4

EPI: 30

I used a Josephine Estes miniature, "Cambridge Beauty" ([www2.cs.arizona.edu/patterns/weaving/monographs/eje\\_min1.pdf](http://www2.cs.arizona.edu/patterns/weaving/monographs/eje_min1.pdf)), to design this towel. I added some striped segments that altered the miniature repeats to create the structured effect I was seeking in the towel.


735 ends plus 2 FS each side.

I played with the treadling to create many different versions of the towels. The draft shows the treadling for the main pattern repeat. For the towel submitted, I used a segment of the treadling repeat for the border along each edge of the towel and then wove some plain weave with striping before starting to weave the main pattern repeat.





MAFA2021-044 • Jeanne Ralston, *continued*



06/23/21

MAFA2021-046

## Anne Salembier

**GUILD:** *Central Virginia  
Fiberarts Guild*

**COMMON WEAVE:** M's and W's/ Gebrochene

**SOURCE:** Traditional Design

**YARN:** 5/2 cotton, 8/2 cotton

**SHAFTS:** 4

**EPI:** 20


This is my expression of pansies viewed through a window. Used Kathryn Weber's Blazing Shuttles for warp with white cotton and purple accents for warp.

Structure was plainweave with two overshot accents in the weft—one narrow purple and one wider of white. Floating selvages were used with 411 ends.

Towel was hand washed in hot water, air dried, and pressed with a dry iron. Fringe ending and handstitched selvedge edge hems.

I have not been able to weave at home for over five years and this project was a great challenge for renewing the weaving cells in my brain.  
A fun project.



MAFA2021-046 • Anne Salembier, *continued*




MAFA2021-048

## Fran Slaterbeck

**GUILD:** *Fredericksburg Spinners and Weavers Guild*

**COMMON WEAVE:** Huck|Huckaback

**SOURCE:** Davison, *A Handweaver's Pattern Book*, "Large Huck-a-back," p. 80, treadling I.


**YARN:** 8/2 cotton

**SHAFTS:** 4

**EPI:** 20

Woven in Valley Yarns 8/2 variegated unmercerized cotton in the 'Cotton Candy' colorway. It was interesting to weave because of the variegated yarn. Six towels were woven then zigzagged on the sewing machine. They were washed and dried in the dryer then cut apart and hemmed. The hemming area was plainweave.



[illegible]

MAFA2021-053

## Christine Wilkinson

GUILD: *Philadelphia Guild of Handweavers*

COMMON WEAVE: Rosepath/Swedish rosengang

SOURCE: Original Design

YARN: 8/2 cotton, cottolin

SHAFTS: 4

EPI: 24

I use my towel projects as experiments. The draft does not show threads per color stripe, and the final threading was not exactly what my original plan called for.

For these towels, the threading (right to left) was: Grey 20, White 4, Grey 12, White 4, Grey 24, Cannell 48, White 40, Sage 56, Grey 64, then reverse for mirror image).


TOTAL ENDS: 480

WIDTH IN LOOM: 20".

On this warp I wove 4 towels, and all have different treading and design, although the same weft colors were used for all four. Hems are hand stitched.





MAFA2021-053 • Christine Wilkinson, *continued*


MAFA2021-001

## Chris Asmann

GUILD: *Fiber Arts Network*

COMMON WEAVE: Plain weave

SOURCE: **Handweaving.net** draft #64021

YARN: 16/2 Linen

SHAFTS: 8

EPI: 20

I am a novice weaver, and this is my 10th project. I had initially planned this project for 40/2 linen, but I was unable to find colored linen in that grist. Scaled up for 16/2 linen the pattern is more dramatic and the cloth is robust. This wasn't what I envisioned when I planned the project, but I am satisfied with the outcome. It's not perfect, but it is perfectly functional. I hope it will provide many years of service.

I wove on a Glimåkra Standard using 8 shafts. A ladder hemstitched section was added after a partial pattern repeat and it was reversed to duplicate the design on the second hem. Both hems are hand sewn with linen thread.

Initial size was 33.5" x 19.5"; hemmed it was 31" x 19.5" and final size after washing and pressing is 29.75" x 18.5". I hard pressed with a heavy iron to give the linen a polished appearance. There are 392 ends in the warp with a partial repeat at one end to have similar left and right sides in the finished towel. This is in the attached WIF. Likewise there is a partial repeat and a reverse in the hems, for the same reason. It's shown on the beginning of the file only. I sleyed 1 end per dent in a 20 dent reed.


I wove with a temple and the weft was wetted on the bobbins to help it beat in well and make a more dense cloth. I wove this without floating selvages but the pattern would benefit from them. The colors do not alternate 1:1. Because of this, to make sure all the warp ends were caught in each pick, the shuttles had to cross sometimes in one direction, other times the reverse. It made for slower weaving and uneven selvages.

The original source of this color-and-weave design is: *Die Färbige Gewebemusturung* by Franz Donat, published in 1907. This particular draft is a figure from Master Plate XLVIII No. 6A, Motif 4.



**MAFA**  
Conference  
2021







MAFA2021-002

## Monica Barry

GUILD: *Chesapeake Weavers Guild | Weavers Guild of Greater Baltimore*

COMMON WEAVE: False Satin

SOURCE: Traditional Design

YARN: 6/2 cotton

SHAFTS: 8

EPI: 18

I used several colors of Bluegrass Mills' 6/2 unmercerized cotton yarn for my towel. Plain weave for turned hem, sewn by hand. I love this weave, and have used it several times for towels. I varied the stripes in warp and weft for more visual interest.



MAFA2021-002 • **Monica Barry**, *continued*


06/23/21



MAFA2021-003

## Pat Bitting

**GUILD:** *Central PA Guild of Handweavers*

**COMMON WEAVE:** Waffle weave

**SOURCE:** Inspired by *Weaving on 3 Shafts* by Erica de Ruiter (tabby) and *Weaving Textiles that Shape Themselves* by Ann Richards (waffle)

**YARN: WARP:** 22/2 cottolin

**WEFT:** 22/2 cottolin (body), 16/2 cotton (hems)

**SHAFTS:** 8

**EPI:** 24 (tabby) | 32 (waffle)

This towel is a design to combine waffle and tabby. I used five shafts for the waffle areas and three shafts for the tabby areas. For the waffle areas I sett the ends at 32 epi, tighter than the tabby areas of 24 epi. I also added several different colors for the waffle stripes while the majority of the warp is a dark neutral color.

**WARP:** 22/2 cottolin. Colors: tobacco 2017, maize, gold 2054, orange 2015, aqua 2032, pine 2065


**WEFT:** Hem: 16/2 cotton, orange 62. Body: 22/2 cottolin. Colors: ochre 2011, maize, gold 2054, orange 2015, aqua 2032, pine 2065

**DIMENSIONS BEFORE WASHING:** 21  $\frac{7}{8}$  inches wide and 36  $\frac{1}{4}$  inches long

**AFTER WASHING:** 20 inches wide and 32  $\frac{1}{4}$  inches long Warm water; regular cycle; iron while damp; no dryer





MAFA2021-003 • Pat Bitting, *continued*


MAFA2021-004

## Aileen Campbell

**GUILD:** *Fredericksburg Spinners and Weavers Guild*

**COMMON WEAVE:** Rosepath/Swedish rosengang

**SOURCE:** Strickler, *A Weaver's Book of 8-Shaft Patterns*, #325-5, p. 89

**YARN:** 8/2 cotton

**SHAFTS:** 8

**EPI:** 20

I played around with the threading by adding some bands of straight twill between sections of the rosepath threadings. I also used sewing thread for weaving the hem sections.







MAFA2021-007

## Gail Caron

**GUILD:** *Harmony Weavers Guild | Philadelphia Guild of Handweavers*

**COMMON WEAVE:** Twill

**SOURCE:** Traditional Design

**YARN: WARP:** 8/2 natural and variegated cotton


**WEFT:** 12/3 cotton

**SHAFTS:** 8

**EPI:** 24

I like weaving turned twills and find that towels woven with the design have a nice texture as well as visual pattern. I had a partial cone of variegated 8/2 cotton that would not be enough for a full towel, so I started placing stripes in the warp. After weaving the towels on this warp, I found that there are similar striped designs everywhere.





MAFA2021-008

## Colleen M Casey

GUILD: *Triangle Weavers Guild*

COMMON WEAVE: Huck|Huckaback

SOURCE: *The Best of Weaver's: Huck Lace*

YARN: 8/2 Flake cotton

SHAFTS: 8

EPI: 20

Huck draft used from page 12 of *The Best of Weaver's: Huck Lace*; treadling on page 15





A decorative border featuring a repeating geometric pattern. The pattern consists of red and white squares and rectangles arranged in a complex, interlocking design. The red elements form a grid-like structure, while the white elements fill the spaces between them, creating a visually busy and textured effect.[illegible]

MAFA2021-010

## Barbara Diefenderfer

GUILD: *Weaver's Roundtable*

COMMON WEAVE: Twill


SOURCE: 8-shaft straight twill variation. I found the draft among Pinterest offerings.


YARN: Brassard 8/2 unmercerized cotton

SHAFTS: 8

EPI: 24

This towel represents the many towels I have woven on the straight 8-shaft twill threading using many tie-up and treadling variations in preparation for the MAFA class I am teaching. The threading offers so many options for weaving with the 8 shafts or 4 shafts tied-up and woven as block weaves. This threading offers the weaver so many options on a long warp saving yards of warp waste. There are myriad published options plus it is so easy to create new designs using a design program. I am charmed by the possibilities!







MAFA2021-013

## Nancy Everham

GUILD: *Harmony Weavers Guild | New York Guild of Handweavers*

COMMON WEAVE: Basket Weave

SOURCE: *Weavezine*, Summer 2008, "Magic Step Towels" by Erica de Ruiter. [www.weavezine.com/summer2008/wz\\_su08\\_EricadeRuiter.php.html](http://www.weavezine.com/summer2008/wz_su08_EricadeRuiter.php.html)

YARN: WARP: 8/2 cotton, 1/12 cottolin, cotton boucle

WEFT: 8/2 cotton

SHAFTS: 8

EPI: 20

Hems are in plain weave using quilting weight sewing thread—weave  $\frac{1}{2}$ ", insert thicker white yarn, another  $\frac{1}{2}$ " and another thicker yarn, and the last  $\frac{1}{2}$ ". That gives a crisp fold line (after pulling out the thicker threads) for your hems.


Cotton bouclé (teal) in warp is a bear to wind on—lots of patience needed! You will need floating selvages. This can easily be converted to 2 or 4 shafts.

Colors were inspired after seeing a picture of a colorful snake: [pin.it/54e2cww](https://pin.it/54e2cww)



MAFA  
Conference  
2021







MAFA2021-016

## Candace Funston

**GUILD:** *Third Star Fiber Guild*

**COMMON WEAVE:** Shadow weave

**SOURCE:** Published draft from a class by Robyn Spady, "A Parallel Threading Is The Weaver's Playground," South Jersey Guild of Spinners and Handweavers, November 2019

**YARN:** 8/2 cotton

**SHAFTS:** 8

**EPI:** 26

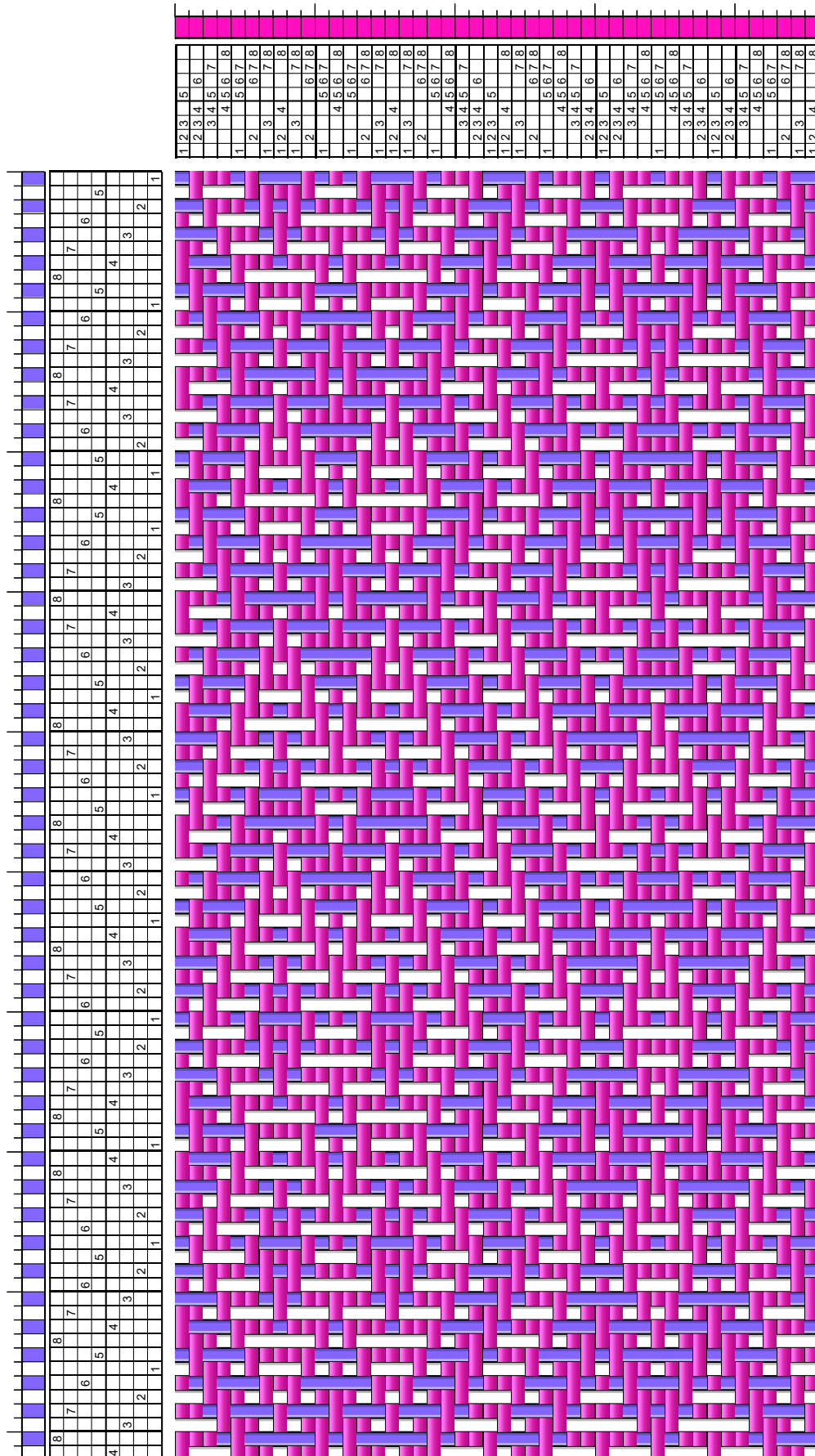
I am learning more and more each time I weave. I am taking classes this time around to help me learn how to more efficiently warp my loom. And this was the first time weaving on my new-to-me Leclerc table loom.

I really enjoyed watching the pattern emerge as I went. My towel is based on the eight-shaft threading, treadling variation #5 in the workshop booklet. I miscalculated on how many repeats needed to be in the warp so the towels came out very narrow. I am still learning on how to make what dents I have work with what I want to produce.

I really enjoyed working with the colors and hope to do more with this pattern and loom in the future. And special thanks to Robyn Spady who taught us all about shadow weaving and was so patient with me.







MAFA2021-018

## Linda George

**GUILD:** *Fredericksburg Spinners and Weavers Guild*

**COMMON WEAVE:** Monk's Belt

**SOURCE:** Traditional design, from a class by Tom Knisely, *"Multiple Structures on a Straight 8 Threading"*

**YARN: WARP:** 20/2 linen

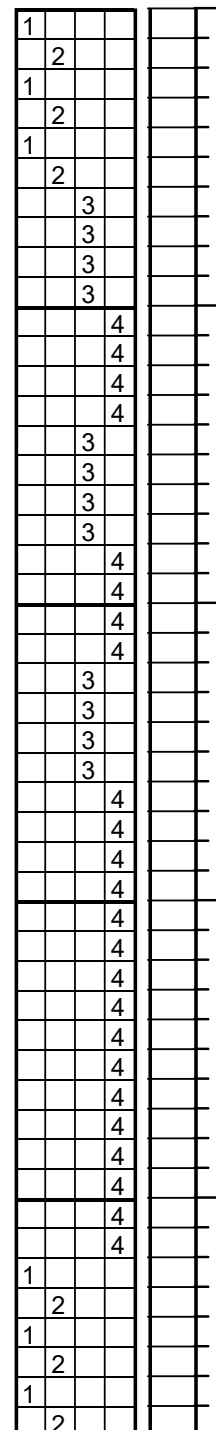
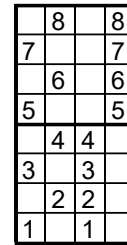
**WEFT:** 8/2 cotton (pattern), 16/2 cotton (plain weave/tabby)

**SHAFTS:** 8

**EPI:** 24

I wanted to weave a linen towel but with this design the linen weft didn't work well, so I changed to cotton and was well pleased. This can be woven on a 4 shaft loom also—Davison has many patterns.







## MAFA2021-021

## Joan Horwich

GUILD: *Black Sheep Handspinners*

COMMON WEAVE: Shadow weave


SOURCE: Original design, adapted from *Handwoven*, J/F 2004, "Now We Are Eight: A Shadow-Weave Gamp for a Table Runner" by Sarah Saulson, pp. 40-43


YARN: 6/2 cotton

SHAFTS: 8

EPI: 18

I created this draft as a sketch and then modified it as I wove. I had intended to warp it in three sections: ABA. Somehow, my B section became 2 sections when I inadvertently went from beige, white, beige to white, beige, white in my threading. I love my "happy accidents," but they are difficult to share with others.







## MAFA2021-022

## Maria Hughes

GUILD: *Paumanok Weavers Guild*

COMMON WEAVE: Twill

SOURCE: Traditional design, inspired by Jane Stafford Textiles Online Guild

YARN: 8/2 cotton, 8/2 cottolin

SHAFTS: 8

EPI: 20

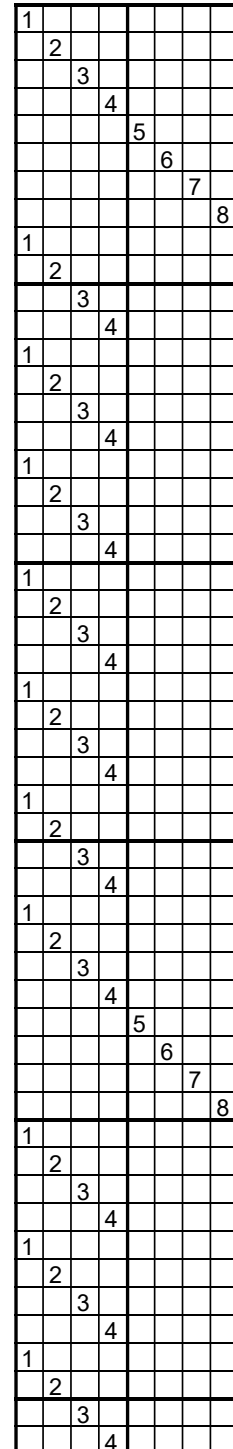

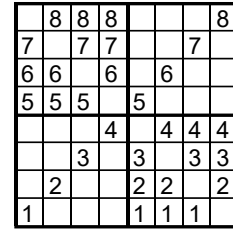
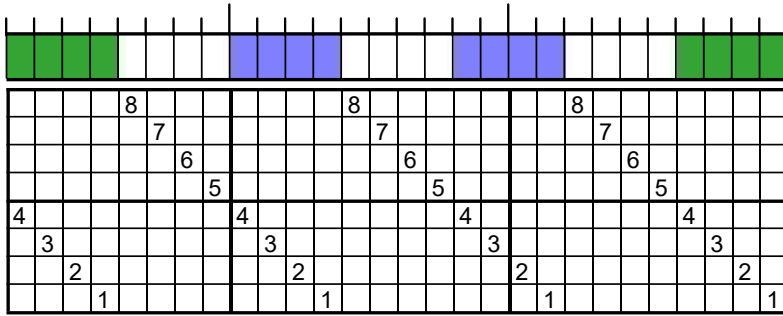
I always loved the look of turned twill and Jane Stafford renewed my interest with her lesson in her Online Guild. The colors in the towel were inspired from a clothing tag that I've held onto for years. I also love purple and green and they remind me of spring. In hindsight, the natural color section in the warp is probably too wide. I did have some issues with the combination of cotton and cottolin yarns in side by side groups. The 8/2 cottolin appeared to be at a tighter tension, making the natural 8/2 cotton slack, and creating some difficulty with missed threads while weaving.



MAFA  
Conference  
2021





MAFA2021-022 • Maria Hughes, *continued*

## MAFA2021-023

## Linda Ihle

GUILD: *Outer Banks Fiber Guild*

COMMON WEAVE: Twill

SOURCE: "Tea Towel Time with Jane" by Jane Stafford Textiles, published May 2020


YARN: 8/2 cotton

SHAFTS: 8

EPI: 20

My towel has a combination of twill treadling with narrow strips of basketweave to outline the weft color changes. This was a simple project with lots of opportunities for different outcomes by changing tie-ups and treadling.



MAFA2021-023 • Linda Ihle, *continued*


06/23/21



## MAFA2021-025

## Cyndi Jara-Almonte

GUILD: *Central Virginia  
Fiberarts Guild*

COMMON WEAVE: Twill

SOURCE: Traditional Design


YARN: 8/2 cotton


SHAFTS: 8

EPI: 24

Twill blocks in 4 warp colors (red, black, grey, white) with block changes not coinciding with color changes. Blocks were woven as 3/1 and 1/3 twill rotating the same four colors as the warp. Color changes were made every 16 picks, alternating which side the new color started on to reduce bulk of weft ends. Width in reed was 24". The towel finished width (draw-in and shrinkage) was 21.5". Towels were woven with 1 3/4" hem, 36" pattern, and 1 3/4" hem under tension.

Finished towel length after hemming was 30.5". PPI were approximately 22 under tension.





MAFA2021-026

## Pat Jeski

**GUILD:** *Central PA Guild of Handweavers | Paumanok Weavers Guild | Weavers Guild of Greater Baltimore*

**COMMON WEAVE:** Twill

**SOURCE:** *Handwoven*, M/J 2014, "Pinwheels Redux" by Christina Garton

**YARN:** 8/2 cotton

**SHAFTS:** 8

**EPI:** 24

I used the napkin patterns in the *Handwoven* article and adapted them. I used the treadling for towel 1.



I began and ended the towel with 1 ½ inches of 10/2 weft to make the hems a little less chunky.

20" in reed; 30" long.

**WARP ENDS:** 488 + selvages.







MAFA2021-027

## Kristina Karpinski

**GUILD:** *Hudson Mohawk Weavers Guild*

**COMMON WEAVE:** Huck|Huckaback

**SOURCE:** *Handwoven*, M/J 2020, "Hoosier Huck Towels" by Diane Pigg, p. 34

**YARN: WARP:** Bockens 8/2 cotton, nialin 8/2 cottolin

**WEFT:** Valley Fibers (Webs) 5/2 cotton (pattern), Brassard 8/2 cottolin, sewing thread (tabby)

**SHAFTS:** 8

**EPI:** 20

This is a draft that blends overshoot and huck with plainweave in between. It was very hard to beat the overshoot to square, so I ended up using sewing thread for tabby.


418 ends; 2.5 yards long. 8-shaft loom, 21" weaving width; 10 dent reed.

The towel was washed in warm water and dried. Pressed hard to set the pattern. The hem is handsewn.

Warp is a mix of 8/2 natural Bockens cotton and 8/2 Bockens Nialin (2003 gray). Weft is 8/2 black cottolin.

The overshoot border is 5/2 Valley Yarns perle cotton for the pattern (8990 black). The tabby is black linen sewing thread.







MAFA2021-034

## Stephanie Lyon

**GUILD:** *Associate Member | New York Guild of Handweavers*

**COMMON WEAVE:** Summer and Winter

**SOURCE:** *Handwoven*, M/J 2005, "A Run of Linen Runners" by Vicki Tardy, p. 55

**YARN: WARP:** 10/2 cotton


**WEFT:** 8/2 cotton (pattern),  
10/2 cotton (ground)

**SHAFTS:** 8

**EPI:** 24

Warp (10/2 organic cotton) was 513 ends including floating selvages. Used #3 treadling. A rolled hem was machine stitched.





MAFA2021-035

## Karen Mason

**GUILD:** *Harmony Weavers Guild*

**COMMON WEAVE:** M's and W's/ Gebrochene

**SOURCE:** Handwoven, M/J 2020, "North Light Meets Southwest Dish Towels" by Lyla Agius, pp. 26-28.

**YARN:** 8/2 cotton


**SHAFTS:** 8

**EPI:** 20

The colors I used were blue, gray, red, and turquoise. This was a fun project to weave. I also added a hang tag woven with the same colors.







MAFA2021-036

## Kim McManus

GUILD: *Triangle Weavers Guild*

COMMON WEAVE: Plaited/Braided Twill


SOURCE: Strickler, *A Weaver's Book of Eight-Shaft Patterns*, # 355, p. 100

YARN: 8/2 cotton


SHAFTS: 8

EPI: 18

I used 422 ends including floating selvages. The warp is Chocolate Brown by Spartan Dyers from Cotton Clouds. The weft is turquoise by Maurice Brassard from The Woolery. My draft is #355 in Strickler's *A Weaver's Book of Eight-Shaft Patterns*. This is a plaited twill pattern.



06/23/21





MAFA2021-043

## Gail Pilgrim

GUILD: *Associate Member*

COMMON WEAVE: Twill

SOURCE: Inspired by "Autumn Towel Set" in *18 Towels on Four Warps, One Tie-Up* by Carol Berry (2012).

YARN: 22/2 cottolin

SHAFTS: 8

EPI: 24

A temple is most useful to prevent draw-in. You can make a coordinated set of towels on the same warp, having fun varying weft colors and block sizes.


480 ends

Sett 2 per dent in a 12-dent reed

Wet finished

Hemmed, hand-stitched Love this cottolin!



MAFA2021-043 • Gail Pilgrim, *continued*


06/23/21

MAFA2021-049

## Cindy Solomon

GUILD: *Weavers Guild of Greater Baltimore*

COMMON WEAVE: Twill

SOURCE: *Handwoven*, M/J 2020, "North Light Meets Southwest Dish Towels" by Lyla Agius, pp. 26-28

YARN: 8/2 cotton

SHAFTS: 8

EPI: 20


This towel was washed in the machine, dried in the dryer, ironed with steam and hand hemmed with cotton thread. Other notes on making the towel are included in the WIF. I might sett it a tad closer next time—22-24 epi. It offers a great opportunity for designing with color and for putting together colors that one might be uncomfortable using together!



MAFA  
Conference  
2021





MAFA2021-049 • Cindy Solomon, *continued*


06/23/21

MAFA2021-050

## Sandra Talarico

GUILD: *Shore Fiber Arts Guild*

COMMON WEAVE: Twill

SOURCE: Strickler, *A Weaver's Book of 8-Shaft Patterns*, #227, p. 55

YARN: 10/2 cotton

SHAFTS: 8

EPI: 24

I selected this pattern because I liked the geometry. I learned more about block patterns and how they are constructed. Strickler's book notes that this draft, woven by Barbara McClanathan, is a 2 block twill adapted from *Väv Magazinet*, 1984, Nr.4, pages 20-21.

Here are more details on the loom set up, warping, and weaving.




SHAFT: 1 2 3 4 5 6 7 8

HEDDLES: 46 46 46 46 80 80 80 80

Valley Yarns 10/2 Cotton—a very sticky yarn that made threading a challenge. Floating selvages broke several times. Had to ease up on the tension. I'd recommend 2 floating selvaige ends per side.





06/23/21



MAFA2021-051

## Sumiko M. Tray

GUILD: *Associate Member*

COMMON WEAVE: Twill

SOURCE: Original Design

YARN: 8/2 cotton

SHAFTS: 8

EPI: 20


This design was inspired by *200 Patterns for Multiple Harness Looms* by Russell E. Groff (1979). Calculated as follows:

WEAVING WIDTH: 20"

EPI: 20 400 warp ends, but I calculated 405 warp ends to balance the design.

I added 2 floating selvages at each side.

SHRINKAGE: 15%; used machine wash delicate cycle



MAFA2021-051 • Sumiko M. Tray, *continued*[illegible]

MAFA2021-052

## Ellen Turner

GUILD: *Handweavers  
of Bucks County*

COMMON WEAVE: Turned Taquete/Jin

SOURCE: *Handwoven*, M/J 2019, "Circles  
& Checks Towels in Turned Taquete" by  
Susan Pogue, pp. 46-47

YARN: 8/2 cotton

SHAFTS: 8

EPI: 24

WARP WIDTH: 19.5"

SETT: 24

REED: 12

SLEY: double #

ENDS: 470

WARP YARN: unmercerized cotton Count:  
8/2 Color: 6 colors

WEFT YARN: unmercerized cotton Count: 8/2 Color: 6 colors, same as warp.


Used one color for each of the 6 towels.

FINISHED DIMENSIONS: 16.5 x 24

Turned Taqueté I did not weave  
the squares described in the  
*Handwoven* article, as I was having  
so much fun weaving bubbles.







MAFA2021-054

## Carol Wood

GUILD: *Southern Tier Fiberarts Guild | Woodstock Weavers*

COMMON WEAVE: Fancy Twill

SOURCE: Strickler, *A Weaver's Book of 8-Shaft Patterns*, #728, p. 228

YARN: 8/2 cotton


SHAFTS: 8


EPI: 20

Hand-dyed warp, dyed in the skein using fiber-reactive dyes, undyed weft. Woven on a new-to-me Bexell Cranbrook countermarche loom.



MAFA  
Conference  
2021







MAFA2021-042

## Amy Parker

GUILD: *Weavers Guild  
of Rochester*

COMMON WEAVE: Satin

SOURCE: Original Design

YARN: 10/2 body of towel

30/2 cotton hem

SHAFTS: 10

EPI: 24

I was inspired by "Twill Illusions with Two and Four Blocks" by Freya van Holst Pellekaan, p. 96 in *Best of Weaver's: Twill Thrills* (2004). Basic threading, tie-up, and treadling for 5-end satin blocks is in [Handweaving.net](https://www.handweaving.net/74464) #74464.


WARP COLOR PROGRESSION, RIGHT-TO-LEFT: 514 ends plus 2 FS:

1. 12 natural
  2. 55 green
  3. 10 natural
  4. 75 red
  5. 10 natural
  6. 100 gold
  7. 10 natural
  8. 165 orange
  9. 10 natural
  10. 55 green
  11. 12 natural
- FS: 2 (1 on each side)



MAFA  
Conference  
2021





06/23/21



MAFA2021-005

## Margaret Campbell

GUILD: *Fredericksburg Spinners and Weavers Guild*

COMMON WEAVE: Twill

SOURCE: Unknown

YARN: 8/2 cotton

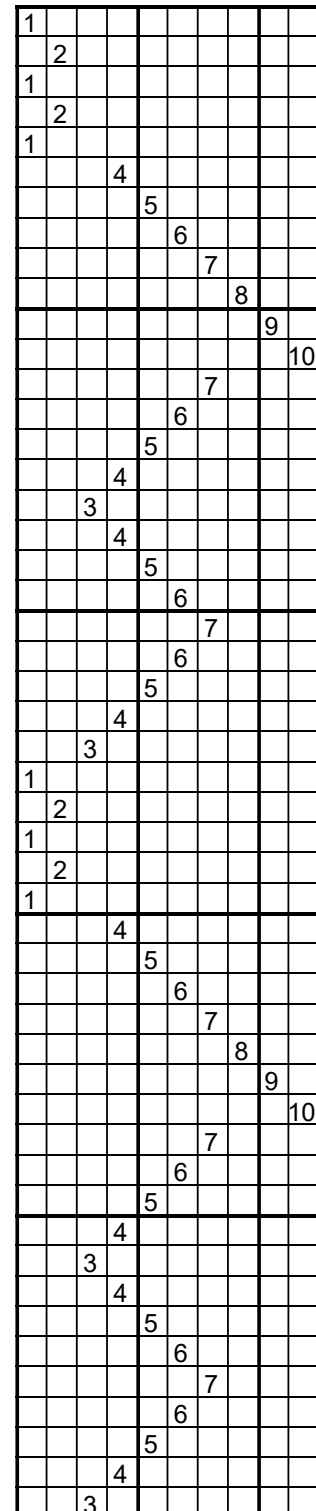
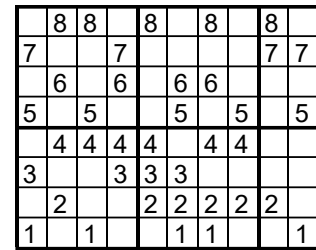
SHAFTS: 12

EPI: 24

It's been several years since I wove this towel and I have no memory of where it came from. I think it came from a breast cancer awareness publication.







MAFA2021-033

## Meg Lundsager

GUILD: *Potomac Fiber Arts Guild | Waterford Weavers | Weavers Guild of Greater Baltimore*

COMMON WEAVE: Damask/Turned Satin | Damassé


SOURCE: *Weave Structures the Swedish Way*, by Ulla Getzmann, translated and adapted by Becky Ashenden, p. 23

YARN: 8/2 cotton

SHAFTS: 12

EPI: 24

Changing the blocks in the tie-up and treadling can produce a variety of designs in the cloth while weaving on one warp. Towel designs are a good way to play with blocks in the tie up and treadling. I wove four different towels by changing blocks in both tie-up and treadling.



[illegible][illegible]

A 12x12 grid with numbers 1-12 in the corners, representing a 12x12 grid of 144 squares.

A dense, repeating pattern of blue and white rectangular blocks, resembling a woven fabric or a complex geometric design. The pattern consists of numerous small, rectangular blocks arranged in a grid-like fashion. The blocks are colored in a light blue and white, creating a high-contrast, textured appearance. The overall effect is that of a woven textile or a complex, repeating geometric pattern.



MAFA2021-031

## Carole Leroux

GUILD: *Weavers Guild of Greater Baltimore*

COMMON WEAVE: Bateman:  
Park|Boulevard|Chevron

SOURCE: Original Design

YARN: 8/2 cotton


SHAFTS: 16


EPI: 20

It was my first experience with Bateman weaves. I looked at the following books to understand the technique and create my pattern:

- *Bateman Weaves: The Missing Monograph* by Linda Tilson Davis
- *Weaving Innovations from the Bateman Collection* by Robyn Spady, Nancy A. Tracy and Marjorie Fiddler
- *Weaving Bateman Blend* by Margaret Franklin

I liked designing and weaving with this technique.







MAFA2021-047

## Nancy Shiffrin

GUILD: *Philadelphia Guild of Handweavers*

COMMON WEAVE: Twill

SOURCE: Original Design

YARN: 8/2 cotton

SHAFTS: 16


EPI: 20

This towel was woven on a long warp of 496 threads in a 2 block design. Each block uses 8 shafts in a straight threading. I used several tie-ups to vary the look of each towel, and even included a tabby with one or two of them in the treadling.

I love towels with hanging loops, so I wove a narrow band on an inkle loom to sew into the hem. The threads on this are 10/2 cotton, with 8/2 color accents matching some of the weft colors.





MAFA2021-047 • Nancy Shiffrin, *continued*

06/23/21

MAFA2021-045

## Elyse Rogers

GUILD: *Associate Member*

COMMON WEAVE: Huck|Huckaback

SOURCE: Original Design

YARN: 16/2 cotton

SHAFTS: 24

EPI: 30

20" wide, 600 ends plus floating selvages. Straight draw on 24 shafts so each towel could be different.

I put on a 10 yard warp.



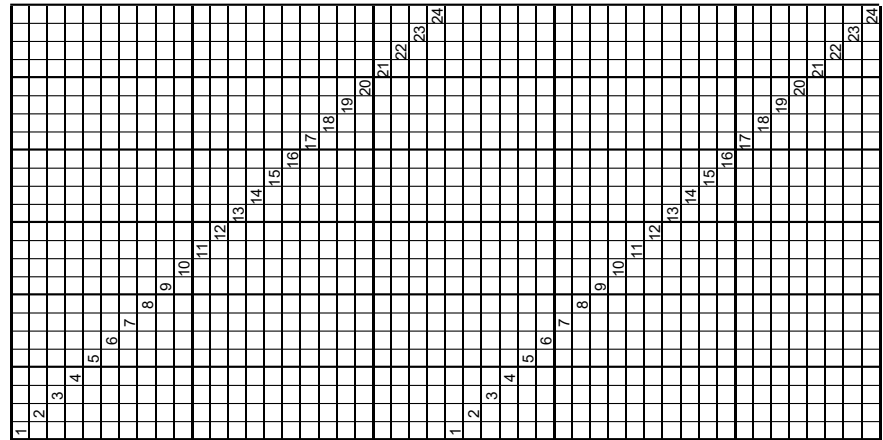
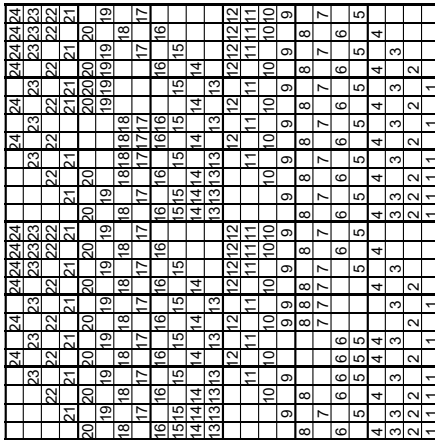
I wove each towel about 37" on the loom and hand hemmed.

The towels are generously sized; the one for the towel exchange has finished dimensions of 17.75" by 30.75".

Relatively lightweight, easy to use towels.

This was inspired by "Santa Cloth" by Becky Hamblin in *The Best of Weaver's: Huck Lace*, and she cites Thomas Jackson, Weaver, *Shuttle Craft Monograph 13*. Originally a 12 shaft pattern, I used 24 shafts and so was able to come up with several variations on the pattern. This one has a huck border around plain weave diamonds.







## Acknowledgements

As the Towel Exchange Coordinator, I want to thank the many people who have worked so hard to make the 2021 Towel Exchange and this eBook possible during this year of virtual everything! From planning and conducting the exchange to photography and creating this eBook, the effort has been a vast one and the results are quite phenomenal.

Thank you to the members of the Towel Exchange Committee: Mary Hardy, Denise Kash, and Linda George for all the meetings, organizing, and running of the exchange.

Thank you to our photographer, Lynette Reed, for a lovely job of showing the towels off in their best light. Thank you Denise Kash, for the detail photos of each and every towel.

And a big thank you to our sponsor for the towel exchange, Beth Palmer—on behalf of all MAFA Associate Members.

Aileen Campbell

