



MATA
2023

Hands On

**MidAtlantic Fiber Association
Conference 2023
June 22–25, 2023
Millersville, PA**

Welcome to the 2023 MidAtlantic Fiber Association Biennial Conference

Hands On!

Well, we made it! Two years later than expected, MAFA will be returning to Millersville University, June 22–25, 2023, for the **MAFA 2023 Conference**. Plus, stay tuned for details on our “mini” virtual event to be held two weeks later on July 8–9, 2023. We will have virtual classes and activities for all our members, especially those who won’t be able to join us in-person. Learn about the MAFA Mini and all our virtual classes and lectures at mafafiber.org. We also plan to livestream and post videos of several events from Millersville, including our Keynote and Fashion Show, tours of the exhibits and vendor hall, and Open Studio visits to the classrooms.

NEW in this brochure: Click on workshop titles or images to go to the MAFA website for **FULL** class descriptions, supplies, and homework. Click on instructor photos to go to their bio.

We have fabulous workshops planned with instructors both familiar and new, in all our usual fiber arts categories—weaving, spinning, dyeing, felting, and basket making. Plus, we’ve added special techniques and topics, such as pattern making and garment construction, fabric jewelry, braiding, and temari.

Many of our favorite MAFA conference traditions continue, including: a keynote address (by fiber artist Suzi Ballenger); the fashion show, exhibits and towel exchange; vendor hall and demos; morning coffee; music; afternoon yoga; and time to gather with fiber friends old and new.

Huge thanks go to our entire amazing Conference Committee, as well as the MAFA board for working to make MAFA 2023 our best conference yet!

When you get this brochure, we will still be in the planning stages of the conference. If you want to join the committee, please email me. If you are interested in volunteering on-site at the conference, look for a Call for Volunteers in March 2023.

Hope to see you at the conference!

Margaret Briggs
MAFA President, 2023 Conference Committee Chair
conference@mafafiber.org

2023 Important Dates

February 4	Early registration opens for MAFA Guild Members and Associates
February 15	Entries open for the Fashion Exhibit, Fiber Art Exhibit, Hats Exhibit, and Towel Exchange
February 18	Registration opens for Non-Members, Instructors, Vendors, and Day-trippers
April 1	Late registration begins (<i>late fee of \$50 applies</i>)
April 1	Deadline to submit a MAFA Fellowship application
May 15	Deadline to submit conference advertisements
May 15	Deadline to enter the Fashion Exhibit, Fiber Art Exhibit, Hats Exhibit, and Towel Exchange
May 25	Registration closes, last day to cancel
June 22–25	MAFA 2023 Conference!

Questions?

- Check out the most current information at mafafiber.org.
- Or contact the Conference Committee at conference@mafafiber.org.

Table of Contents

MAFA 2023 At-a-glance	3
Registration	4
Frequently Asked Questions	6
Useful information	6
Membership	6
Events and Get-togethers	6
Get Involved—Volunteer!	7
Mobility and Special Needs	7
Photo/Video Release	7
Problem Resolution	7
Code of Conduct	7
Workshops	8
Instructors	20

MAFA 2023-at-a-Glance

Workshops, Events, and Meals

Find the full MAFA 2023 Schedule of Events at mafafiber.org.

Time	Thursday, June 22	Friday, June 23	Saturday, June 24	Sunday, June 25
6:30 – 9:00 a.m.		Morning Coffee		
7:00 – 9:00 a.m.		BREAKFAST		
9:00 a.m. – 12:00 p.m.		Workshops Morning Session	Workshops Morning Session	Workshops Morning Session
12:00 – 1:30 p.m.		LUNCH and Networking		BOX LUNCH
1:30 – 4:30 p.m.	Check-in at Registration and Move-in	Workshops Afternoon Session	Workshops Afternoon Session	
5:00 – 5:30 p.m.		Yoga For Crafters		
6:00 – 7:00 p.m.		DINNER		
7:00 – 9:00 p.m.	Opening Session, Keynote, Fashion Show, and Reception	Marketplace Events, Book Signing, Music	Open Studio Tour	

Schedule and Events

Spend the weekend, or spend a day, with fiber artists from around the world at MAFA 2023

MAFA 2023 is not only about the weekend of classes and shopping in the Marketplace. Other highlights include:

- Opening Session: Fashion Show, Keynote Address by Suzi Ballenger on “The Rhythm of Making: Observation, Inspiration, and Creativity”
- Exhibits & Exchange: Spotlight on Fashion Exhibit and Show, “Hands On: The Art of Making” Fiber Art Exhibit, “Mad Hatter” Hats Exhibit, Instructor Exhibit, Interactive Exhibits, Kitchen Towel Exchange
- Marketplace & Vendors: Shop ‘til You Drop, Fiber Arts Demonstrations, Music, and Book Signings
- Open Studio Tour
- Yoga For Crafters
- Morning Coffee
- Networking Lunches

Marketplace Vendors

Find vendors and fiber arts demonstrations in the Marketplace

Visit the MAFA 2023 Marketplace page at mafafiber.org for full vendor details, and the schedule of special fiber arts demonstrations. Be sure to check out our virtual vendors with recorded demos and Zoom hours during the conference.

Our MAFA 2023 Supporters

Advertisers and other supporters make the conference accessible for more attendees

Advertisements help make the conference a success and help you promote your guild or organization. If you are interested in supporting conference events with an advertisement, please visit mafafiber.org or email ads@mafafiber.org.

Registration and Housing

What you need to know about registration for MAFA 2023

- **Early Registration:** February 4, 2023, 9 a.m. Eastern, for MAFA Guild members and Associate members only.
- **Open Registration:** February 18, 2023, 9 a.m. Eastern, for non-members, instructors, vendors, and day-trippers.
- **Late Registration:** April 1, 2023 (*late fee of \$50 applies*).
- **Registration closes/Last day to cancel:** May 25, 2023.

Registration Costs

Workshop students—your registration fee includes: tuition for your selected 15-hour workshop, lodging and all meals from Thursday evening through Sunday lunch, as well as all the other conference activities.

Commuters—your registration fee includes: tuition for your selected 15-hour workshop, as well as all the other conference activities.

Non-workshop attendees—your registration fee includes: lodging and all meals from Thursday evening through Sunday lunch, as well as all the other conference activities.

MAFA 2023 Registration	Meals	Cost
Workshop + Housing: Double room/Shared bath	Thurs. dinner through Sun. lunch	\$590
Workshop + Housing: Single room/Shared bath	Thurs. dinner through Sun. lunch	\$620
Workshop + Housing: Private room with bath (<i>limited availability</i>)	Thurs. dinner through Sun. lunch	\$720
Workshop Fee Only: Commuter	No meals included—may be purchased at the Dining Hall	\$360
Non-workshop Attendee: Sharing a double room/Shared bath	Thurs. dinner through Sun. lunch	\$245
Wednesday Night Arrival: Double or Single	Thurs. breakfast & lunch (no Wed. dinner)	\$65
Wednesday Night Arrival: Private	Thurs. breakfast & lunch (no Wed. dinner)	\$100
Day Tripper/Spend a Night: One night/Friday or Saturday Single room/Shared bath	No meals included—may be purchased at the Dining Hall	\$55
Non-MAFA-member fee		\$40
Late Registration Fee, starting April 1, 2023		\$50
Cancellation Fee through May 25, 2023: See Cancellation and Refunds next page		\$75

Registration Details

Find full details on the Registration page at mafafiber.org.

Online registration

All registrations will be online through Cvent. When registration opens, look for the red “**REGISTER NOW**” button at mafafiber.org. You may only register one person per email address.

Payment

Payment will be made online at the time of registration using any major credit card (*MasterCard, Visa, Discover or American Express*). We are not using the PayPal portal and you will enter your credit card information into the Cvent system.

How many workshops can I register for?

Unlike some conferences, the MAFA conference is a weekend devoted to one in-depth hands-on 15-hour workshop over two and a half days. So you just pick one workshop for the weekend. *(Yes, we know it is hard to choose just one!)*

Workshop Confirmation

You will only be able to register for a workshop if there is space in that workshop. You will know as soon as you check out that you are in the workshop. After you register, you will receive a confirmation email with your registered workshop and housing option.

Waitlist

If the workshop you want is full, you can select it to be waitlisted. However, you should still select an alternate workshop with open spaces. If a spot opens up in your waitlisted workshop, you will be notified.

Changes, adding, or canceling workshops

You can return to the MAFA registration site at any time to make changes. This may include

adding or canceling a workshop. Please save your confirmation email as it will contain a link to access your registration.

What happens if a workshop I select is canceled?

If the workshop you have registered for must be canceled due to low enrollment or an unforeseen circumstance, the Registrar will contact you to make another choice or issue a full refund. (Any necessary cancellations of workshops due to low enrollment will be made in early-April.)

Cancellation and Refunds

Registrations may be canceled for a refund through **May 25, 2023** by contacting the Registrar at registrar@mafafiber.org. A processing fee of \$75 will be deducted from your refund. **After May 25, 2023**, you will forfeit the entire amount of your registration. In extenuating circumstances, a partial refund of the workshop fee may be possible, however, housing and meal fees are non-refundable after May 25, 2023.

Photo/Video Permission

Attendees at a MAFA conference must agree to the photography release before their registration will be processed. Find details at mafafiber.org.

Questions?

- Find all the registration questions on the Registration page on mafafiber.org.
- Need help? Email the Registrar at registrar@mafafiber.org.

Housing and Dining Info:

- Find housing options and dining info at mafafiber.org.
- Find Info for Day-trippers and Spend a Night on mafafiber.org.

Useful Information

You have questions. We have answers.

MAFA has received lots of questions over the years, many of which are the same from year to year. This compilation is for those who have never attended a MAFA conference, as well as for regular attendees. Click the links below to find details about the various areas.

Find all the FAQ topics on the Useful Information page at mafafiber.org.

- [Registration Questions](#)
- [Workshop Questions](#)
- Info for **Day-trippers**, **Spend a Night**, and **Activities** open to the Public

What is MAFA 2023?

- MAFA 2023 is the Mid-Atlantic region's premier fiber arts workshop weekend hosted by the **MidAtlantic Fiber Association** (MAFA).
- Highlights include the keynote address, fashion show, exhibits, towel exchange, and the Marketplace, which will host a variety of vendors and fiber arts demonstrations.
- The four-day event offers attendees an opportunity to select from over 40 classes in weaving, spinning, dyeing, felting, and other fiber arts, and to be inspired by others' creativity and projects.

When and Where is MAFA 2023?

- Thursday, June 22 through Sunday June 25, 2023.
- Millersville University, Millersville, Pennsylvania (near Lancaster).

How can I get updates about MAFA 2023?

- Check the MAFA 2023 website as we continue to update information and confirm events on the schedule.
- Sign up for email updates [HERE](#).
- Follow MAFA on social media and use the hashtag **#mafa2023**. Links to Facebook, Instagram, Twitter, and Ravelry are at the top of MAFA web pages.

What's New for 2023?

- The "Mad Hatter" Hat Exhibit, Instructor Exhibit, and other interactive exhibits.
- Livestreamed and virtual events for our members with us in-person.

And Returning Favorites...

- Online Registration: Know immediately if your first choice of class is available.
- The Marketplace: A hub of vendor activities including fiber arts demonstrations.
- Fashion Show and Exhibit, Fiber Art Exhibit, and Kitchen Towel Exchange.
- Networking lunches.
- Morning Coffee and afternoon Yoga for Crafters.

Membership

Am I a MAFA member?

If you are a member of a MAFA-affiliated guild OR an Associate member, then you are a member and are entitled to early registration and reduced class fees. Members can register for the conference two weeks earlier than non-members and pay a lower workshop fee.

How do I know if my guild is a MAFA member?

Visit the **Find a Guild** page and see if your guild is listed. In addition, the registration form will provide you a list of guilds. If your guild is not on this list, it is not a member.

My guild is in the greater Mid-Atlantic region but not a member. How do we join?

Joining MAFA is simple. Just fill out the **Guild application** on the MAFA website. Send any questions to our Membership Chair at membership@mafafiber.org

My guild is not a MAFA member guild or I live outside the MAFA area. Can I join as an Associate Member?

Yes, you may join MAFA as an associate member even if you don't live in the Mid-Atlantic region. Associate member dues are \$30 for a two-year membership. Find the **Associate application** on the **MAFA website**.

Events and Get-togethers

What activities are open to the public?

The Marketplace and Exhibits are open to the public. In addition, you are welcome to attend the Open Studio Tour on Saturday evening to see examples of the work that has been done over the weekend. See the **conference schedule**.

Are there times when attendees can meet?

For informal social gatherings we have scheduled Morning Coffee each morning starting at 6:30 a.m. Mealtimes are a great opportunity to spend time with old friends and new. If your group or organization wishes to meet during the conference, please contact the Events Coordinator at events@mafafiber.org to arrange a time and location.

Help! There's no downtime in the schedule!

There's lots to do at the conference, so pace yourself. You may not be able to attend every gathering. That's OK. Save some time for shopping, for sitting and chatting with old friends and new. This year we are adding a few special interest group gatherings. We wouldn't expect anyone to attend them all!

Get Involved—Volunteer!

We will put out a call for volunteers with details about the tasks and slots available after registration opens in February 2023. Volunteers will include: building coordinators and guides, exhibit monitors, vendor hall helpers, and much more. We will NOT ask volunteers to help with unloading looms this conference, we will have student helpers for that! Questions on volunteering? Find Volunteer info at mafafiber.org, or contact the Volunteer Coordinator at volunteer.coordinator@mafafiber.org

Mobility and Special Needs

I have special requirements for housing or food. Will I be able to have these needs met?

The University has been very responsive in handling special requests. Please list any special needs on your registration so we can work with you to address them in advance.

How far are the workshop classrooms from the dorms and dining hall?

Some classrooms are a fair distance from dining and dorms so if you are unable to walk more than a few blocks, you may want to consider driving your

vehicle. There is ample parking across the street from the dining hall, at the Student Memorial Center where the Marketplace and other activities will be located, at each classroom building, as well as near the dorm. Find a campus map at mafafiber.org.

If you are driving between classes, dorms, and the dining hall, please consider offering rides to your instructor and classmates. They will be grateful!

Dining Hall Elevator Access

MU dining hall staff members will be at or near the elevator on the lower and upper levels to assist those needing elevator access in Gordinier Hall.

Photo/Video Release

What is MAFA's Photo and Video Release Policy?

Attendees at a MidAtlantic Fiber Association (MAFA) conference must agree to the photo release policy before their registration will be processed. Find the Photo Release policy at mafafiber.org.

Problem Resolution

What if I have a problem?

Start with the links and FAQs at mafafiber.org. Each section also has contact information for the coordinator of that area. For housing or other issues once you reach Millersville, find Problem Resolution contacts at mafafiber.org.

Code of Conduct

MAFA is committed to inclusiveness as we pursue our objectives of supporting member guilds, promoting education in the fiber arts, and presenting our biennial conference. We welcome all who share our goals and who agree to treat others with respect and courtesy. We reserve the right to remove from the conference any attendee who does not comply with this code of conduct. Find the full Code of Conduct at mafafiber.org.

MAFA 2023 Workshops



Click each class title or image for the full class description, supply list, and homework.
Find the full searchable workshop list on mafafiber.org.

Key to Workshop Numbers, Symbols, and Required Skills

Workshop Designations:

Workshop #	Discipline
100s	Weaving
200s	Spinning
300s	Dyeing
400s	Felting
500s	Other fiber arts

Key to Symbols:

Symbol	Class Type
	Round Robin: Weave samples on multiple looms.
	Rigid Heddle: Workshops using rigid heddle looms.

Levels of Experience:

Skill level	Description
Open to All	No experience necessary.
Beginner	Some experience with equipment and able to perform basic techniques—e.g., able to warp a loom and weave plain weave and twill; or able to use a wheel or spindle and spin a continuous yarn.
Intermediate	Comfortable with equipment; experienced in a variety of techniques; able to plan, draft, and design work—e.g., able to read a weaving draft and make a drawdown; has experience in several techniques; or comfortable with a wheel and learning to spin fine, medium, and heavy thread with some consistency in diameter.
Advanced	Very comfortable with equipment, skilled at a wide variety of techniques, willing to experiment—e.g., familiar with many weaving techniques and able to recognize weave structures; or very comfortable with a wheel and able to spin a range of fibers and produce a variety of plain and fancy yarns.

Workshop Name in Alphabetical Order	Page #
African Vegan Art	15
Block Twills, Their Many Faces and Color Harmonies	13
Come Ply with Me	14
Creating Space and Manipulating Texture in Freeform Tapestry Weaving	13
Downy Fibers and Silk—a Spinning Match Made in Heaven	15
Draft and Sew Your Own Top or Tunic	18
Dye-licious: Colors to Feast On	16
Echo and Jin: Playing with Color Chords	9
Evening Bags to Market Bags	18
Exploring Freestyle Weaving	12
Exploring Rep Weave and Its New Variations	11
Fabric Necklaces	18
Fabulous Felt and Nuno-felt Hats	17
Flote Work	10
Focus on the Warp: Controlling Creative Chaos	9
Hachures in Contemporary Tapestry	13
Hand-Sewing a 19th-century French Chemise	19
Huck and Friends	10
Introduction to Japanese Temari	19
Mixed Barks Pouch	17
Mug Rugs, Miniatures, and More!	11

Workshop Name in Alphabetical Order	Page #
Natural-Dye Color Wheel, A	16
Needle Felting: Finishing and Embellishing Textiles	16
Paint, Drip, Dip: Kakishibu Persimmon Tannin & Thickened Dye	16
Paper. Book. Art	18
Pictures, Piles, Potpourri, and Perplexing Curiosities	14
Rigid Heddle Immersion	11
Sashiko Ori	12
Shifted Warp Ikat Scarf	10
Spin The World!	15
Split-shed Weaving: One Threading, Multiple Structures	13
Start to Spin, and More!	14
Subtle Beauty of Southern Counterpanes, The	9
Takadai Braiding Demystified	17
This Doesn't Look Like Plain Weave	11
Warp it! Paint it! Weave it!	14
Weaving 101: Weave a Twills Scarf	9
Weaving for Felt	17
Weaving Two Ways on the Rigid Heddle Loom	12
Weaving with Linen	10
Western Sakiori	12
Worsted, Woolen, Woven	15

**WORKSHOP #101****Weaving 101: Weave a Twills Scarf****INSTRUCTOR:** Patricia Martin**EXPERIENCE LEVEL:** Beginner

MATERIALS FEE: \$20.00 **COVERS:** comprehensive notebook, small tools, misc. yarn, masking tape, paper for winding on, a couple of warping boards, bobbin winders, shuttles, projector and laptop lecture. Lots of laughter.

EQUIPMENT: 4-shaft Loom, Warping Board

This class includes getting to know a loom, how to prepare/dress a loom, understanding weaving terminology, and weaving a twill sample scarf on your own loom.

**WORKSHOP #102****Focus on the Warp: Controlling Creative Chaos****INSTRUCTOR:** Kathrin Weber**EXPERIENCE LEVEL:** Intermediate

MATERIALS FEE: \$88.00 **COVERS:** a generous selection of pre-wound, hand-dyed, 4.5 yards, 100 thread cotton thread warps for students to choose from for their workshop project. (Every project will be unique). Handouts.

EQUIPMENT: 4-shaft Loom, Pre-warped

Students learn non-traditional techniques that allow them to work effectively and efficiently with multiple warp chains and diverse warp elements while designing at the loom.

**WORKSHOP #103****Echo and Jin: Playing with Color Chords****INSTRUCTOR:** Denise Kovnat**EXPERIENCE LEVEL:** Intermediate

MATERIALS FEE: \$25.00 **COVERS:** printed handouts and accompanying references, drafts, tieups and treadlings; some yarns for color experimentation.

EQUIPMENT: 4-shaft Loom, 8-shaft Loom, Pre-warped

An on-loom study of the color wheel and theories of color harmony, based on theories of 20th-century artists Johannes Itten and Josef Albers.

**WORKSHOP #104****The Subtle Beauty of Southern Counterpanes****INSTRUCTOR:** Gay McGeary**EXPERIENCE LEVEL:** Intermediate

MATERIALS FEE: \$12.00 **COVERS:** class notebook with instructions for each counterpane sample, plastic sleeves for saving samples, and a detailed bibliography.

EQUIPMENT: 4-shaft Loom, Pre-warped

Learn about and weave the structures used to weave fine cotton southern counterpanes—including honeycomb, dimity, spot, huck, and huckaback.




**WORKSHOP #105****Flote Work****INSTRUCTOR:** Marjie Thompson**EXPERIENCE LEVEL:** All Levels

MATERIALS FEE: \$25.00 **COVERS:** class notebook, page protectors to hold the woven samples, copies of all the drafts, including class analysis ones and all the drafts on the looms, tags to mark each person's weaving, and an extensive bibliography.

EQUIPMENT: 4-shaft Loom, 8-shaft Loom, Pre-warped

Learn to read historical drafts with a focus on flote werk, an old name for a favorite weave structure that came to be called overshot in the early 20th century.

**WORKSHOP #106****Huck and Friends****INSTRUCTOR:** Laurie Duxbury**EXPERIENCE LEVEL:** Beginner

MATERIALS FEE: \$5.00 **COVERS:** handouts.

EQUIPMENT: 4-shaft Loom, Pre-warped

Learn the basics of huck, a versatile weave structure that produces lacey fabric. Weave examples of both spot huck and huck lace, and learn how to design using huck structure.

**WORKSHOP #107****Shifted Warp Ikat Scarf****INSTRUCTOR:** Mary Zicafoose**EXPERIENCE LEVEL:** Beginner

MATERIALS FEE: \$15.00 **COVERS:** ikat tape, dye auxiliaries, workshop workbook.

EQUIPMENT: 4-shaft Loom, Warping Board

Learn to design, wrap, dye, and begin weaving a single dye ikat scarf, learning the basic techniques of the warp ikat process.

**WORKSHOP #108****Weaving with Linen****INSTRUCTOR:** Susan Conover**EXPERIENCE LEVEL:** Beginner

MATERIALS FEE: \$42.00 **COVERS:** pre-wound Bockens 16/2-line linen warp and weft for a three-yard, 171 warp end, 8.5 inch wide on-the-loom project. Also included is a grosgrain ribbon pre-marked for gauging length of each sachet.

EQUIPMENT: 4-shaft Loom

This workshop will provide how best to weave, work with, and store linen with focus on the basics of huck lace.

**WORKSHOP #109****Mug Rugs, Miniatures, and More!****INSTRUCTOR:** Deborah Todhunter**EXPERIENCE LEVEL:** Beginner, Intermediate

MATERIALS FEE: \$40.00 **COVERS:** pre-wound warp and shipping, tabby weft yarn, pre-workshop handout to students, class handouts including all drafts, an extensive bibliography, and 3-ring binder and sleeves for drafts, notes, and space to calculate shrinkage after finishing.

EQUIPMENT: 4-shaft Loom, 8-shaft Loom, Pre-warped



Working with the miniature patterns of Bertha Gray Hayes and Josephine Estes, study overshot—and end up with more than samples!

**WORKSHOP #110****This Doesn't Look Like Plain Weave****INSTRUCTOR:** Karen Donde**EXPERIENCE LEVEL:** All Levels

EQUIPMENT: 4-shaft Loom, 8-shaft Loom, Pre-warped



An exploration of eight different weave structures or techniques with plain weave roots with a special focus on how they relate to plain weave.

**WORKSHOP #111****Exploring Rep Weave and Its New Variations****INSTRUCTOR:** Lucienne Coifman

EXPERIENCE LEVEL: Intermediate, Advanced

MATERIALS FEE: \$20.00 **COVERS:** portfolio of drafts, general notes about the technique, and drafting primer.

EQUIPMENT: 4-shaft Loom, 8-shaft Loom, Pre-warped

Learn the many applications of rep weave—both classic and non-traditional methods, on 3 to 8 shafts. Many new rep weave structures are inspired by traditional block weaves such as shadow, honeycomb, krokbragd, warp/weft rep.

**WORKSHOP #112****Rigid Heddle Immersion****INSTRUCTOR:** Constance Hall**EXPERIENCE LEVEL:** All Levels

MATERIALS FEE: \$25.00 **COVERS:** yarn for warp and weft for first project, warp and weft for pattern weaving and krokbragd project warp yarn; dowel and yarn for string heddles and handouts.

EQUIPMENT: Rigid Heddle Loom




This is a step-by-step rigid heddle weaving class with no weaver left behind and suitable for all levels. Learn quick and easy warping and the basics of weaving.

**WORKSHOP #113****Weaving Two Ways on the Rigid Heddle Loom****INSTRUCTOR:** Gretchen Fancher**EXPERIENCE LEVEL:** All Levels**EQUIPMENT:** Rigid Heddle Loom

Weave a bag and warp faced band for the strap on the rigid heddle loom, and learn various techniques to create texture and surface design.

**RIGID
HEDDLE****WORKSHOP #114****Western Sakiori****INSTRUCTOR:** Amanda Robinette**EXPERIENCE LEVEL:** Beginner**EQUIPMENT:** 4-shaft Loom, Pre-warped, Rigid Heddle Loom

Make a sakiori scarf from silk fabric using the historical Japanese rag-weaving technique. Suitable for RH or shaft looms!

**RIGID
HEDDLE****WORKSHOP #115****Exploring Freestyle Weaving****INSTRUCTOR:** Q Wirtz**EXPERIENCE LEVEL:** All Levels

MATERIALS FEE: \$15.00 **COVERS:** use of warped SAORI loom and associated tools (shuttles, bobbins, etc.); access to and use of various different weaving materials, including yarn in a variety of fibers, colors, and textures, beads, wire, embroidery floss, Mylar, fabric scraps, fiber, etc.

Learn to weave freestyle and free-spirited on a highly approachable and easy-to-use two-shaft SAORI floor loom.

**WORKSHOP #116****Sashiko Ori****INSTRUCTOR:** Beth Ross Johnson**EXPERIENCE LEVEL:** All Levels

MATERIALS FEE: \$45.00 **COVERS:** pre-wound warps for student, weft yarns, booklet with weaving drafts.

EQUIPMENT: 8-shaft Loom

Learn to weave Sashiko Ori, the distinctive stitched sashiko patterns of Japan that use supplementary warp and weft techniques.

**WORKSHOP #117****Split-shed Weaving: One Threading, Multiple Structures****INSTRUCTOR:** Deborah Silver**EXPERIENCE LEVEL:** Beginner**MATERIALS FEE:** \$15.00 **COVERS:** cartoon-making supplies, hand-outs, additional weft yarns.**EQUIPMENT:** 4-shaft Loom, Pre-warped

Break out of blocks with split-shed weaving and weave curves and blend colors using continuous wefts on a 4-shaft loom with no special equipment.

**WORKSHOP #118****Hachures in Contemporary Tapestry****INSTRUCTOR:** Elizabeth Buckley**EXPERIENCE LEVEL:** Intermediate**MATERIALS FEE:** \$40.00 **COVERS:** Anahera yarns for a woven study 4 inches high x 8 inches wide, art supplies for designing cartoons, handouts.**EQUIPMENT:** Pre-warped, Tapestry Loom

Learn the design theory of why hachures work and the logic behind how to use different types of hachures in tapestry design.

**WORKSHOP #119****Creating Space and Manipulating Texture in Freeform Tapestry Weaving****INSTRUCTOR:** Anne Choi**EXPERIENCE LEVEL:** Beginner, Intermediate**MATERIALS FEE:** \$25.00 **COVERS:** all equipment, tools, and materials, including handspun yarn, hand-dyed roving, wool and mohair locks, eco-printed silk and wool gauze ribbon, linen paper yarn, and more.


Want to go beyond the standard "under-over" technique on your tapestry weavings? Let's explore some advanced closed-shed methods of creating space and texture!

**WORKSHOP #120****Block Twills, Their Many Faces and Color Harmonies****INSTRUCTOR:** Barbara Diefenderfer**EXPERIENCE LEVEL:** Intermediate**MATERIALS FEE:** \$6.00 **COVERS:** class workbook and folder, additional weft threads.**EQUIPMENT:** 8-shaft Loom, Pre-warped

Explore the many creative possibilities offered by the combination of block twills and color harmonies to weave a reference sampler.

**WORKSHOP #121****Pictures, Piles, Potpourri, and Perplexing Curiosities****INSTRUCTOR:** Robyn Spady**EXPERIENCE LEVEL:** Intermediate, Advanced**MATERIALS FEE:** \$20.00 **COVERS:** three-ring binder with instructions for all workshop samples, access to specialty workshop tools and yarns.**EQUIPMENT:** 4-shaft Loom, 8-shaft Loom, Pre-warped

Expand your knowledge and experience in weave structures you may have heard of, but may not have woven. It is a weaving adventure for intermediate-to-advanced weavers, and even adventure-seeking beginners.

**WORKSHOP #122****Warp it! Paint it! Weave it!****INSTRUCTOR:** Kathie Roig**EXPERIENCE LEVEL:** Beginner**MATERIALS FEE:** \$25.00 **COVERS:** 8/2 unmercerized cotton yarn for two warps, paint, plastic table cover, craft paper for optional cartoon, masking tape, weft yarn, instructional handouts, use of brushes, paint containers, spray bottles.**EQUIPMENT:** 4-shaft Loom, Pre-warped

Explore on-loom and off-loom warp painting using fabric paints to apply color to yarn for functional or non-functional pieces.

**WORKSHOP #201****Start to Spin, and More!****INSTRUCTOR:** Marcia Weinert**EXPERIENCE LEVEL:** Beginner**MATERIALS FEE:** \$15.00 **COVERS:** fibers, handouts, and use of tools.**EQUIPMENT:** Spinning Wheel

Learn to spin—and so much more! Explore wheels, fiber prep, drafting techniques, and plying. Perfect for beginners or spinners looking for a refresher.

**WORKSHOP #202****Come Ply with Me****INSTRUCTOR:** Judi Lehrhaupt**EXPERIENCE LEVEL:** Intermediate**MATERIALS FEE:** \$25.00 **COVERS:** handouts, fiber, samples, and class materials.**EQUIPMENT:** Spinning Wheel

From basic plying to novelty yarns, this course will take you into the world of plying with lots of time for practice and experimentation.

**WORKSHOP #203****Downy Fibers and Silk—a Spinning Match Made in Heaven****INSTRUCTOR:** Patsy Zawistoski**EXPERIENCE LEVEL:** Intermediate**MATERIALS FEE:** \$50.00 **COVERS:** sample fibers, yarns, foam boards, puni sticks, booklets, worksheets, yarn tags, hot pot, and tubs for finishing yarns.**EQUIPMENT:** Spinning Wheel, Fiber Prep Tools

Learn to spin downy undercoat fibers and take control of those expensive little bags of precious fibers you've bought.

**WORKSHOP #204****Spin The World!****INSTRUCTOR:** Gigi Matthews**EXPERIENCE LEVEL:** Beginner**MATERIALS FEE:** \$20.00 **COVERS:** digital booklet including references and further inspiration, and a wide variety of fibers that would be difficult/expensive to source individually.**EQUIPMENT:** Spinning Wheel, Spindle, Fiber Prep Tools

Take a trip around the world making handspun yarns using fibers and materials from around the globe!

**WORKSHOP #205****Worsted, Woolen, Woven****INSTRUCTOR:** Martha Owen and Melissa Weaver Dunning**EXPERIENCE LEVEL:** Intermediate**MATERIALS FEE:** \$40.00 **COVERS:** use of warped loom, wool from the sheep of Martha's flock (some naturally dyed), pencil roving, and handouts.**EQUIPMENT:** Spinning Wheel

Gain inspiration and skill at matching different fleeces for spinning different types of yarn for weaving, and sing about it!

**WORKSHOP #301****African Vegan Art****INSTRUCTOR:** Arlette Ngung**EXPERIENCE LEVEL:** All Levels**MATERIALS FEE:** \$50.00 **COVERS:** silk (for the scarf and swatch tests), plastic covers, all natural dyes, mordant, cassava, lemon etc.

Explore dyeing techniques inspired by Bògòlanfini, Africa's most unusual and unique traditional textile arts.

**WORKSHOP #302****A Natural-Dye Color Wheel****INSTRUCTOR:** Paula Vester**EXPERIENCE LEVEL:** All Levels**MATERIALS FEE:** \$30.00 **COVERS:** yarns, fibers, etc. for dyeing, dyes, mordants, additives, and an extensive handout.

Learn how three primary colors of natural dyes, along with mordants and additives, can be used to dye a color wheel of yarns and fibers.

**WORKSHOP #303****Paint, Drip, Dip: Kakishibu Persimmon Tannin & Thickened Dye****INSTRUCTOR:** Ana Lisa Hedstrom**EXPERIENCE LEVEL:** All Levels**MATERIALS FEE:** \$50.00 **COVERS:** dyes and thickeners, Japanese kozo paper, and some fabric.

Patterning cellulose, silk, and paper using Kakishibu, natural dyes, and thickened fiber reactive dye—techniques suitable for quilts, collages, book making, and art textiles.

**WORKSHOP #304****Dye-licious: Colors to Feast On****INSTRUCTOR:** Sydney Sogol**EXPERIENCE LEVEL:** All Levels**MATERIALS FEE:** \$25.00 **COVERS:** dyes, gloves, and foam brushes.

Breath new life into yarns by creating unique colorways from inspirational images, and dyeing cellulose fibers for use in weaving, knitting, and crochet projects.

**WORKSHOP #401****Needle Felting: Finishing and Embellishing Textiles****INSTRUCTOR:** Barbara Cabral**EXPERIENCE LEVEL:** All Levels**MATERIALS FEE:** \$15.00 **COVERS:** wool fiber, yarn, silk, and other novelty fiber, sample backing fabric.

Learn fun needle felting techniques and create pictorial panels to embellish and construct garments, accessories, and furnishings.

**WORKSHOP #402****Fabulous Felt and Nuno-felt Hats****INSTRUCTOR:** Dawn Edwards**EXPERIENCE LEVEL:** All Levels

MATERIALS FEE: \$20.00 **COVERS:** plastic laminate material for two patterns, plastic resist materials, hat patterns, and written instructions.

During felt exploration, there will be ample time for experimentation, as well as inspiration, in the creation of fabulous felt and nuno-felt hats.

**WORKSHOP #403****Weaving for Felt****INSTRUCTOR:** Geri Forkner**EXPERIENCE LEVEL:** All Levels

MATERIALS FEE: \$30.00 **COVERS:** felting tools, extra supplies, plastic cover cloth, all wools for the felting section, and handout.

EQUIPMENT: 4-shaft Loom, Rigid Heddle Loom

**RIGID
HEDDLE**

Suitable for RH or shaft looms, this class combines two of fiber arts' best weaving and felting techniques to create new textures that no other method matches.

**WORKSHOP #501****Mixed Barks Pouch****INSTRUCTOR:** Judy Zugish**EXPERIENCE LEVEL:** All Levels

MATERIALS FEE: \$95.00 **COVERS:** tree barks grown, harvested, conditioned and prepped; handouts; use of specialized tools; and liner to complete one pouch project.

Design a slim natural purse shape of willow and cedar barks to carry your phone, day book, or sketch pad.

**WORKSHOP #502****Takadai Braiding Demystified****INSTRUCTOR:** Terry Flynn**EXPERIENCE LEVEL:** Beginner, Intermediate**EQUIPMENT:** See Website

Braid on a traditional Japanese takadai designed for making flat, double layered, and three-dimensional braids in simple to complex structures.

**WORKSHOP #503****Fabric Necklaces****INSTRUCTOR:** JoEl Levy Logiudice**EXPERIENCE LEVEL:** All Levels

MATERIALS FEE: \$10.00 **COVERS:** basic jewelry findings (jump rings, eye pins, head pins, clasps), chain and cord, an assortment of threads (embroidery, silk, beading nylon, waxed linen), and polyester stuffing.

Recycle clothing and fabric scraps to create one-of-a-kind necklaces and jewelry items that incorporate layers of fabric embellished with beads, buttons, and found objects.

**WORKSHOP #504****Paper. Book. Art.****INSTRUCTOR:** Suzi Ballenger**EXPERIENCE LEVEL:** All Levels

MATERIALS FEE: \$30.00 **COVERS:** handouts with directions for making many types of stitched books, prepared pulp, handmade paper stock for book sketches, threads, and all kinds of fun things for making metaphors into stories.

Using a fusion of Eastern and Western techniques, we will work with common garden plants to bring these fibers to their fullest expression as handmade paper.

**WORKSHOP #505****Draft and Sew Your Own Top or Tunic****INSTRUCTOR:** Cal Patch**EXPERIENCE LEVEL:** Beginner, Intermediate**EQUIPMENT:** Sewing Machine

Sewing your own clothes is satisfying and practical. Drafting your own patterns goes one step further and puts the entire design process in your hands.

**WORKSHOP #506****Evening Bags to Market Bags****INSTRUCTOR:** Dianne Totten**EXPERIENCE LEVEL:** Intermediate**MATERIALS FEE:** \$3.00 **COVERS:** handout.**EQUIPMENT:** Sewing Machine

Bags, purses, and totes—create a carrying vessel of any shape or size, using handwoven or stash fabric.


**WORKSHOP #507****Hand-Sewing a 19th-century French Chemise****INSTRUCTOR:** Sarah Woodyard**EXPERIENCE LEVEL:** Beginner

Students will re-create a 19th-century French chemise which can be worn in the 21st-century as a dress/tunic or nightgown.

**WORKSHOP #508****Introduction to Japanese Temari****INSTRUCTOR:** Jen Weber**EXPERIENCE LEVEL:** All Levels

MATERIALS FEE: \$60.00 **COVERS:** materials to make four complete temari (including base, threads, needles) and the instruction workbook.

Come and learn all the skills necessary to create temari, the ancient Japanese art of embroidery on a ball!



MAFA 2023 Instructors

Click instructor photos to go to their bio.

Find the full instructor list with bio and workshop links at mafafiber.org.



MAFA Conference

mafafiber.org/conferences/mafa2023/



Suzi Ballenger

realfibers.com

#504: Paper. Book. Art.



Elizabeth Buckley

elizabethbuckleytapestyartist.com

#118: Hachures in Contemporary Tapestry



Barbara Cabral

cr-studio.org/index.html

#401: Needle Felting: Finishing and Embellishing Textiles



Anne Choi

middlebrookfiberworks.com

#119: Creating Space and Manipulating Texture in Freeform Tapestry Weaving



Lucienne Coifman

lucienne-repweave.com

#111: Exploring Rep Weave and Its New Variations



Susan Conover

conoverworkshops.com

#108: Weaving with Linen



Barbara Diefenderfer

#120: Block Twills, Their Many Faces and Color Harmonies



Karen Donde

karendondehandwovens.com

#110: This Doesn't Look Like Plain Weave



Melissa Weaver Dunning

melissaweaves.blogspot.com/

#205: Worsted, Woolen, Woven



Laurie Duxbury

laurieduxbury.com/

#106: Huck and Friends



Dawn Edwards

feltsoright.com/

#402: Fabulous Felt and Nuno-felt Hats

**Gretchen Fancher**


gretchenknits.com/

#113: Weaving Two Ways on the Rigid Heddle Loom**Terry Flynn**

interlacingarts.com

#502: Takadai Braiding Demystified**Geri Forkner**

weavingschool.wordpress.com

#403: Weaving for Felt**Constance Hall****#112:** Rigid Heddle Immersion**Ana Lisa Hedstrom**

analisahedstrom.com

#303: Paint, Drip, Dip: Kakishibu Persimmon Tannin & Thickened Dye**Beth Ross Johnson****#116:** Sashiko Ori**Denise Kovnat**

denisekovnat.com/

#103: Echo and Jin: Playing with Color Chords**Judi Lehrhaupt****#202:** Come Ply with Me**JoEl Levy Logiudice**

facebook.com/RagtimeDesignsWeaving/

#503: Fabric Necklaces**Patricia Martin**

patriciamartinartist.com

#101: Weaving 101: Weave a Twills Scarf**Gigi Matthews**

gigimatthews9.wixsite.com/my-site

#204: Spin The World!**Gay McGeary**

southerncounterpane.com/

#104: The Subtle Beauty of Southern Counterpanes**Arlette Ngung**


africanveganart.com

#301: African Vegan Art**Martha Owen**

folkschool.org

#205: Worsteds, Woolen, Woven**Cal Patch**

calpatch.com

#505: Draft and Sew Your Own Top or Tunic**Amanda Robinette**

amandarobinette.com/

#114: Western Sakiori

**Kathie Roig**

kmrhandwoven.com

#122: Warp it! Paint it! Weave it!

**Deborah Silver**

deborahsilverstudio.com/

#117: Split-shed Weaving: One Threading, Multiple Structures

**Sydney Sogol**

sydnaysogol.com

#304: Dye-licious: Colors to Feast On

**Robyn Spady**

spadystudios.com

#121: Pictures, Piles, Potpourri, and Perplexing Curiosities

**Marjie Thompson**

#105: Flute Work

**Deborah Todhunter**

#109: Mug Rugs, Miniatures, and More!

**Dianne Totten**

diannetottenhandwovens.com

#506: Evening Bags to Market Bags

**Paula Vester**

worldinaspin.com/

#302: A Natural-Dye Color Wheel

**Jen Weber**


temaritwins.com

#508: Introduction to Japanese Temari

**Kathrin Weber**

blazingshuttles.com/

#102: Focus on the Warp: Controlling Creative Chaos

**Marcia Weinert**

undeniablyloopy.com/

#201: Start to Spin, and More!

**Q Wirtz**

foldoutcat.com/

#115: Exploring Freestyle Weaving

**Sarah Woodyard**

sewncompany.com

#507: Hand-Sewing a 19th-century French Chemise

**Patsy Zawistoski**

spinninguru.com/

#203: Downy Fibers and Silk—a Spinning Match Made in Heaven

**Mary Zicafoose**

maryzicafoose.com

#107: Shifted Warp Ikat Scarf

**Judy Zugish**

twigtwisters.com/

#501: Mixed Barks Pouch